

ALUWINDOOR[®]

Premium Aluminium Extrusions



EXTRUSION CATALOGUE



COMPANY PROFILE

ALUCOAT is specialized in surface treated aluminium architectural extrusion under the brand name of **ALUWINDOOR** promoted by SANCHETI GROUP who are pioneers in aluminium extrusions and hardware trading, anodising & fabrication business since 1981.

In a quest to provide world class surface treated aluminium extrusions ALUCOAT is setup on 108000 Sq. Ft. area, with state of art equipments as well as advance processing technology for Powder coating, Poly Eurathene Coating, Floro Carbon Coating (PVDF) & Wood and Stone Grain Sublimation Coating.

Our commitment is to deliver customer better experience with unmatched quality product, right from procurement of material to final delivery, every aspect is thoroughly inspected by experienced team.



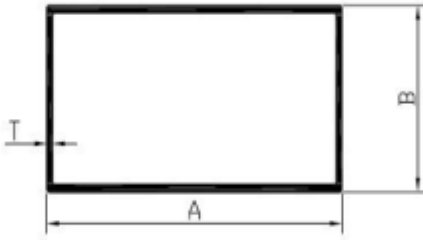
On conveyerized powder coating and liquid painting line, 7 tank pre treated aluminium extrusions are coated with reciprocated auto spray guns and powder management systems. 36 vacuum head double trolley wood grain transfer machine delivers superb quality wood coatings in huge volume. As a result today we are one of the largest supplier of surface treated aluminium extrusion in north India for system windows, wall panellings, facade, louvers & railings.

Backed by inhouse test laboratory to check coating film thickness, gloss level, colour deterioration, conical bend test, hammer test ensure quality check of process.

The process performance is accelerated by certification from market leaders Akzo Nobel.

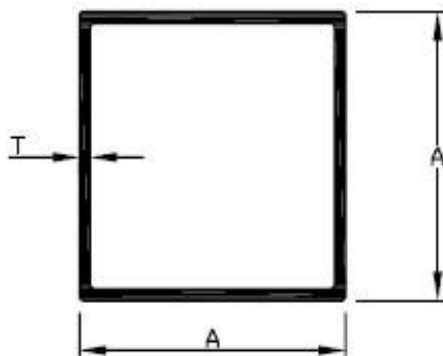
In order to to cut down waiting time for surface treated door & window aluminium extrusion. **ALUCOAT** in house provide a large stock of aluminium extrusions (150 ton's of mill finish & powder coated) in multiple lengths and variety of finishes for ready to use. All systems of door and windows, wall panellings, facade, louvers & railings are technically designed to give optimum performance with classy looks.

RECTANGULAR TUBE



S.NO	SEC. NO	A	B	T	Wt. (kg/12')
1	AT 1221	38	25	0.8	0.900-1.000
2	AT 1222	38	25	1.08	1.250-1.350
3	AT 1223	38	25	1.1	1.300-1.400
4	AT 1224	50	25	0.99	1.400-1.500
5	AT 1225	50	25	1.05	1.500-1.600
6	AT 1226	50	25	1.1	1.600-1.700
7	AT 1227	63	38	0.93	1.800-1.900
8	AT 1228	75	25	1.3	2.500-2.700
9	AT 1229	100	25	1.08	2.600-2.800
10	AT 1230	100	50	1.89	5.400-5.700
11	AT 1231	125	25	1.3	3.750-4.000
11	AT 1232	75	38	1.6	3.500-3.700

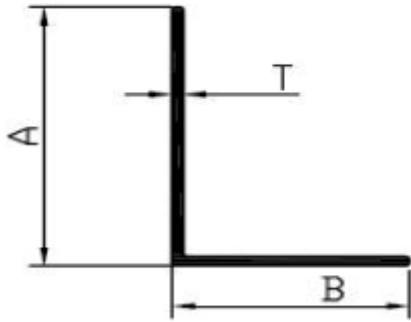
SQUARE TUBE



Sr. No.	Section No.	A	B	T	Wt. Kg/12'
1	AT 1251	25	25	0.80	0.8-0.9
2	AT 1252	25	25	1.00	1.0-1.1
3	AT 1253	38	38	1.00	1.4-1.5
4	AT 1254	50	50	1.20	2.4-2.5
5	AT 1255	60	60	4.00	9.5-9.6
6	AT 1255A	20	20	1.25	1.0-1.1

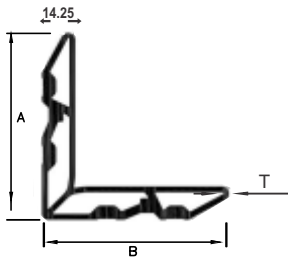
Can be arranged in desired thickness & length with minimum order quantity 300 kg. Tolerance $\pm 2\%$

ANGLE



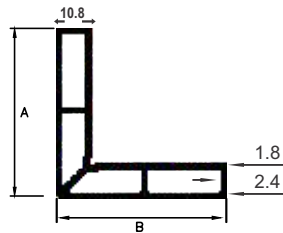
S.NO	SEC. NO	A	B	T	Wt. (kg/12')
1	AT 1121	25	25	1.05	0.500 -0.600
2	AT 1122	25	25	1.83	0.800 -1.000
3	AT 1123	25	25	3.00	1.350 -1.450
4	AT 1124	38	25	2.20	1.300 -1.350
5	AT 1125	38	25	2.25	1.350 -1.400
6	AT 1126	38	25	2.87	1.700 -1.750
7	AT 1127	38	25	2.92	1.750 -1.800
8	AT 1128	38	38	2.50	1.800 -1.900
9	AT 1129	38	38	3.80	2.700 -2.800
10	AT 1130	50	50	2.95	2.800 -2.900
11	AT 1131	50	50	4.80	4.500 -4.700
12	AT 1132	19	19	2.00	.750-.800

MULTI WALL ANGLE



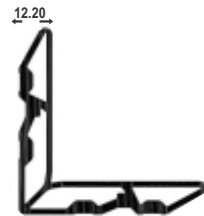
Sr. No.	Section No.	A	B	T	Wt. Kg/12'
1	AT 2233	69.80	69.80	1.85	5.40

MULTI WALL ANGLE



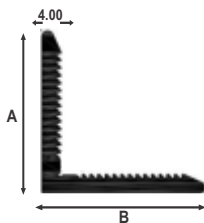
Sr. No.	Section No.	A	B	T	Wt. Kg/12'
1	AT-11010	38.00	38.00	2.40	3.00

MULTI WALL ANGLE



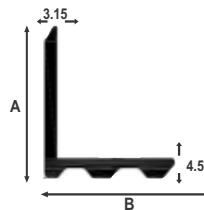
Sr. No.	Section No.	A	B	T	Wt. Kg/12'
1	AT 2238	38.00	38.00		2.90

ANGLE



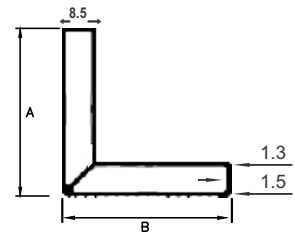
Sr. No.	Section No.	A	B	T	Wt. Kg/12'
1	AT 2355	41.50	41.50	4.00	3.30

ANGLE



Sr. No.	Section No.	A	B	T	Wt. Kg/12'
1	AT 2354	35.00	35.00		2.30

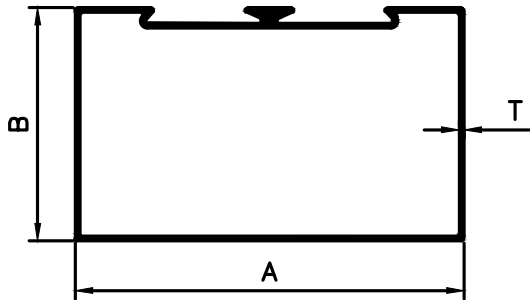
MULTI WALL ANGLE



Sr. No.	Section No.	A	B	T	Wt. Kg/12'
1	AT-11011	38.00	38.00	1.5	2.200

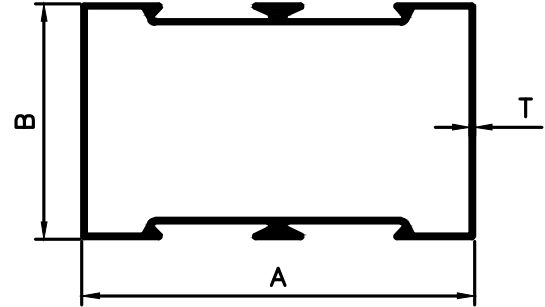
PARTITION SECTIONS & CLIPS

SINGLE PARTITION



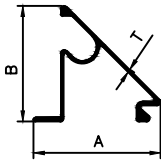
S.NO	SEC. NO	A	B	T	Wt. (kg/16')
1	AT 1290	50.8	25.4	0.90	1.800 -1.900
2	AT 1291	63	38	0.85	2.400 -2.600
3	AT 1292	63	38	1.01	2.700 -2.800
4	AT 1293	63	38	1.05	2.800 -3.000
5	AT 1294	63	38	1.46	3.800 -4.000
6	AT 1295	83	38	1.45	4.500 -4.800
7	AT 1296	101	44.45	1.29	4.800 -5.000
8	AT 1297	101	44.45	1.86	6.800 -7.200
9	AT 1298	101	44.45	2.97	10.50 -11.00
10	AT1299	90	40	1.00	3.500- 3.700

DOUBLE PARTITION



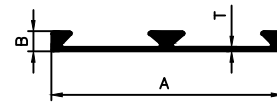
S.NO	SEC. NO	A	B	T	Wt. (kg/16')
1	AT1320	50.8	25.4	0.90	1.800 -1.900
2	AT1321	63	38	0.80	2.400 -2.600
3	AT1322	63	38	0.91	2.700 -2.800
4	AT1323	63	38	0.95	2.800 -3.000
5	AT1324	63	38	1.36	3.800 -4.200
6	AT1325	83	38	1.35	4.500 -4.800
7	AT1326	101	44.45	1.22	4.800 -5.200
8	AT1327	101	44.45	1.6	5.500 -6.000
9	AT1328	101	44.45	1.79	6.800 -7.300
10	AT1329	101	44.45	2.85	10.500-11.00
11	AT1330	90	40	1.00	3.500- 3.700

GLAZING CLIP



Sr. No.	Section No.	A	B	T	Wt. Kg/12'
1	AT1456	18.40	17.00	0.40	0.220
2	AT1457	18.40	17.00	0.52	0.280
3	AT1458	18.40	17.00	0.60	0.320
4	AT1459	18.40	17.00	1.12	0.440

GLAZING PLATE

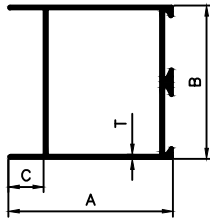


Sr. No.	Section No.	A	B	T	Wt. Kg/12'
1	AT1471	43.60	3.00	0.57	0.500

Can be arranged in desired thickness & length with minimum order quantity 300 kg. Tolerance $\pm 2\%$

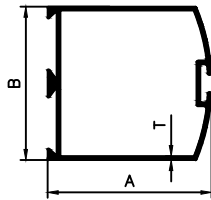
DOOR SECTIONS

DOOR TOP



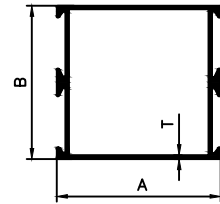
S.NO	SEC. NO	A	B	C	T	Wt. (kg/15')
1	AT1391	47.6	44	10.15	1.15	2.800 -3.000
2	AT1392	47.6	44	10.15	1.40	3.600 -3.700
3	AT1393	85	44	9.5	1.48	4.800 -5.000
4	AT1394	85	44	9.5	2.17	6.800 -7.100
5	AT1395	85	44	9.5	2.86	8.800 -9.100
6	AT1396	114.3	44	10.15	1.18	4.800 -5.000
7	AT1397	114.3	44	10.15	1.71	6.800 -7.100
8	AT1398	114.3	44	10.15	2.74	10.500 -10.800

DOOR VERTICAL



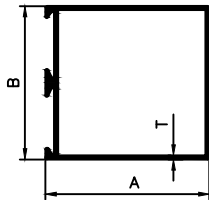
S.NO	SEC. NO	A	B	T	Wt. (kg/15')
1	AT 1431	47.6	44	1.02	2.700 -2.900
2	AT 1432	47.67	44	1.51	3.800 -4.000
3	AT 1433	47.6	44	2.01	4.800 -5.000
4	AT 1434	47.6	44	2.53	5.800 -6.000
5	AT 1435	47.6	44	3.05	7.000 -7.500
6	AT 1436	85	44	1.4	4.800 -5.000
7	AT 1437	85	44	2.1	6.800 -7.100
8	AT 1438	85	44	2.82	8.800 -9.100

DOOR MIDDLE



S.NO	SEC. NO	A	B	T	Wt. (kg/15')
1	AT 1371	47	44	1.02	2.700 -2.900
2	AT 1372	47	44	1.51	3.800 -4.000
3	AT 1373	47	44	2.01	4.800 -5.000
4	AT 1374	47	44	2.53	5.800 -6.000
5	AT 1375	47	44	3.05	7.000 -7.500
6	AT 1376	85	44	1.4	4.800 -5.000
7	AT 1377	85	44	2.1	6.800 -7.100
8	AT 1378	85	44	2.82	8.800 -9.100

DOOR TOP PLAIN



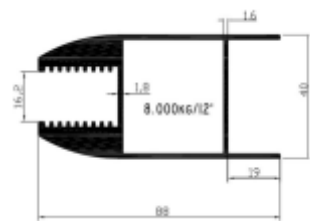
S.NO	SEC. NO	A	B	T	Wt. (kg/15')
1	AT1351	47.00	44	1.14	2.700-2.900
2	AT1352	47.00	44	1.63	3.800-4.000
3	AT1353	47.00	44	2.13	4.800-5.000
4	AT1354	47.00	44	2.65	5.800-6.000
5	AT1355	47.00	44	3.15	7.000-7.500
6	AT1356	85	44	1.48	4.800-5.000
7	AT1357	85	44	2.14	6.800-7.100
8	AT1358	85	44	2.87	8.800-9.100

DOOR SINGLE LEG



Sr. No.	Section No.	A	B	C	T	Wt. Kg/15'
1	AT 1411	47.60	44	10.15	1.21	2.80-3.00
2	AT 1412	47.60	44	10.15	1.73	3.80-4.00
3	AT 1413	85.00	44	9.60	1.47	4.70-4.90

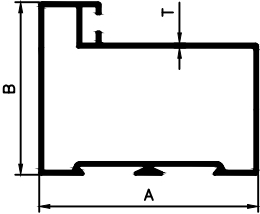
12MM GLASS DOOR



Sr. No.	Section No.	A	B	T	Wt. Kg/16'
1	AT1871	98.00	40.00	1.80	10.000

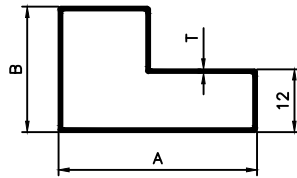
DOOR FRAMES

LEG SINGLE PARTITION



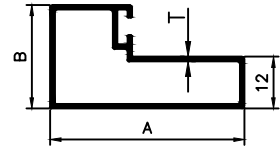
Sr. No.	Section No.	A	B	T	Wt. Kg/16'
1	AT1451	63.00	38.10	1.50	4.000

L PIPE



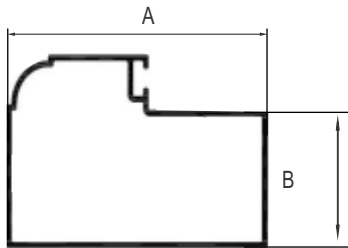
Sr. No.	Section No.	A	B	T	Wt. Kg/16'
1	AT2370	36.00	24.80	0.96	1.600
2	AT2371	48.00	24.80	0.96	1.900

L PIPE WITH GROOVE



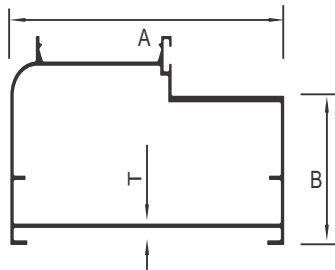
Sr. No.	Section No.	A	B	T	Wt. Kg/16'
1	AT2369	50.00	25.00	1.00	1.900

MOULDING PAITAM



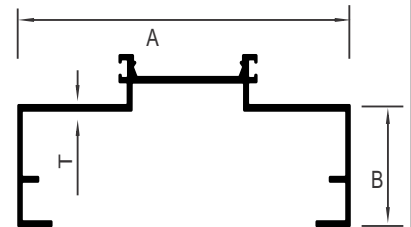
Sr. No.	Section No.	A	B	T	Wt. Kg/16'
1	AT1281	63.50	40.00	1.5	2.900
1	AT1282	50.50	25.00	1.8	2.000

WOODEN DOOR FRAME



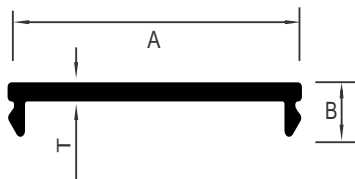
Sr. No.	Section No.	A	B	T	Wt. Kg/16'
1	AT60	92.70	39.50	1.4	6.100

WOODEN DOOR FRAME



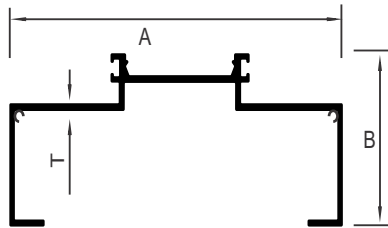
Sr. No.	Section No.	A	B	T	Wt. Kg/16'
1	AT61	125.00	35.80	2.0	7.000

CLIP



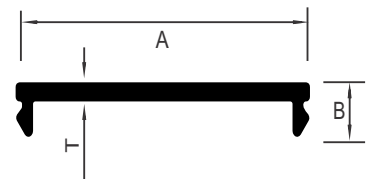
Sr. No.	Section No.	A	B	T	Wt. Kg/16'
1	AT62	40.50	5.60	1.80	1.150

WOODEN DOOR FRAME



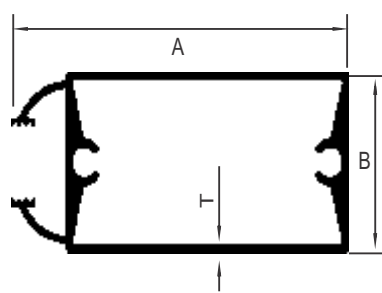
Sr. No.	Section No.	A	B	T	Wt. Kg/16'
1	AT63	150.00	38.00	2.0	6.500

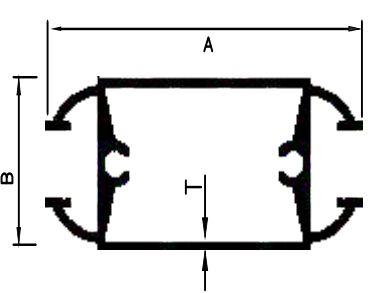
CLIP

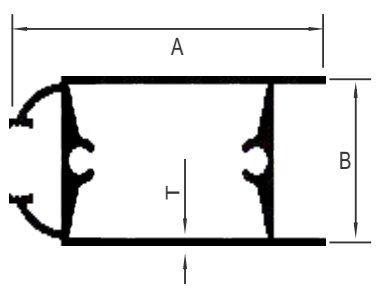


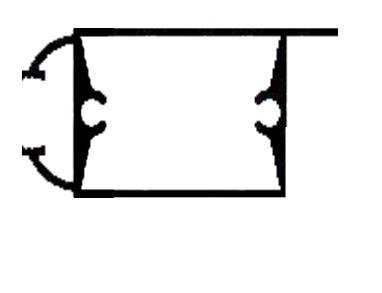
Sr. No.	Section No.	A	B	T	Wt. Kg/16'
1	AT62	15.00	4.00	1.30	0.500

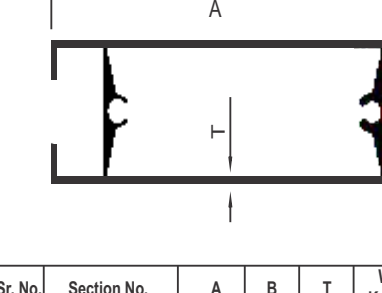
BATHROOM DOOR SECTION

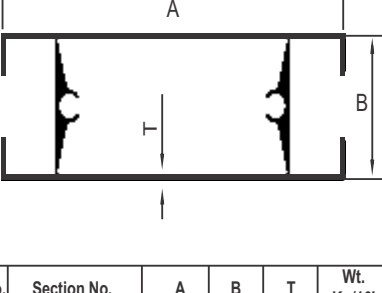
MOULDING HANDLE					
					
Sr. No.	Section No.	A	B	T	Wt. Kg/16'
1	AT2361	60.00	25.00	1.0	2.600
1	AT2362	80.00	25.00	1.0	3.200

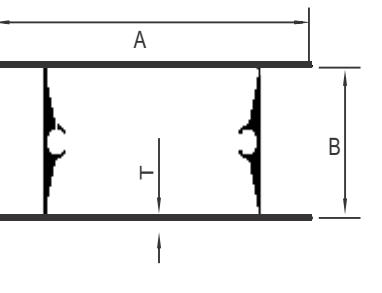
MOULDING CENTER					
					
Sr. No.	Section No.	A	B	T	Wt. Kg/16'
1	AT2367	60.00	25.00	1.0	2.600
1	AT2365	80.00	25.00	1.0	3.200

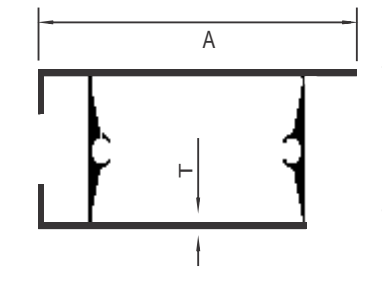
MOULDING HINGES					
					
Sr. No.	Section No.	A	B	T	Wt. Kg/16'
1	AT2366	60.00	25.00	1.0	2.600
1	AT2363	80.00	25.00	1.0	3.200

MOULDING SINGLE LEG					
					
Sr. No.	Section No.	A	B	T	Wt. Kg/16'
1	AT2368	60.00	25.00	1.00	3.600
1	AT2364	80.00	25.00	1.00	3.100

PLAIN HANDLE					
					
Sr. No.	Section No.	A	B	T	Wt. Kg/16'
1	AT1591	50.00	25.00	0.8	1.800
2	AT1592	50.00	25.00	0.9	2.000
3	AT1593	50.00	25.00	1.1	2.400
4	AT1594	50.00	25.00	1.4	3.100
5	AT1595	75.00	25.00	0.95	2.800

PLAIN CENTER					
					
Sr. No.	Section No.	A	B	T	Wt. Kg/16'
1	AT1541	38.00	18.00	1.0	1.800
2	AT1611	50.00	25.00	0.8	1.900
3	AT1612	50.00	25.00	1.0	2.500
4	AT1613	75.00	25.00	0.9	2.800

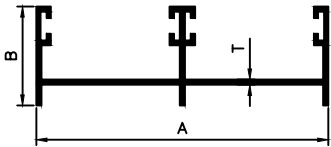
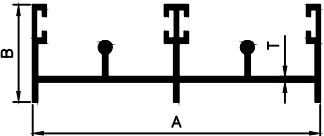
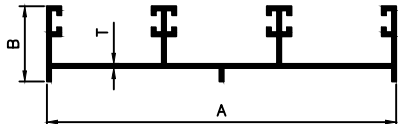
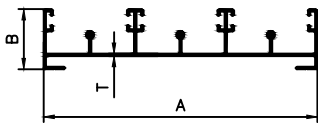
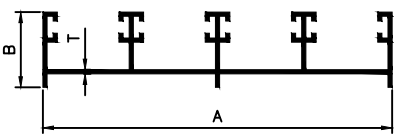
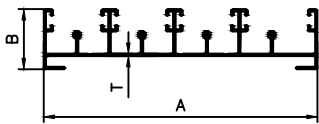
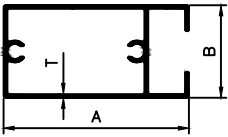
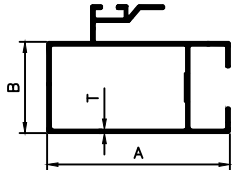
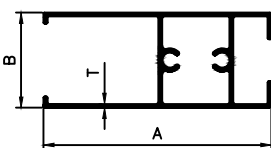
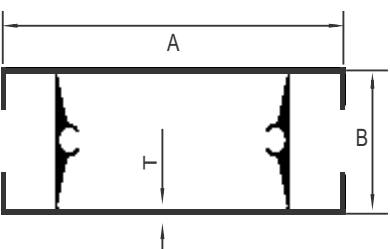
PLAIN HINGES					
					
Sr. No.	Section No.	A	B	T	Wt. Kg/16'
1	AT1601	50.00	25.00	0.8	1.800
2	AT1602	50.00	25.00	0.9	2.000
3	AT1603	50.00	25.00	1.1	2.400
4	AT1604	50.00	25.00	1.4	3.100
5	AT1605	75.00	25.00	0.95	2.800

PLAIN SINGLE LEG					
					
Sr. No.	Section No.	A	B	T	Wt. Kg/16'
1	AT1615	50.00	25.00	0.8	1.800
2	AT1616	50.00	25.00	1.8	2.400
3	AT1617	75.00	25.00	1.0	2.800

18 MM SLIDING WINDOW SERIES

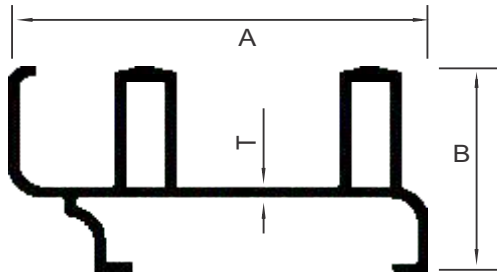
2 TRACK TOP						2 TRACK TOP CUM PARTITION						2 TRACK BOTTOM					
Sr. No.	Section No.	A	B	T	Wt. Kg/16'	Sr. No.	Section No.	A	B	T	Wt. Kg/16'	Sr. No.	Section No.	A	B	T	Wt. Kg/16'
1	AT1551	61.85	31.15	0.9	2.400	1	AT1661	62.00	31.75	1.1	4.100	1	AT1561	61.85	31.75	0.9	2.400
2	AT1552	50.50	31.75	1.2	3.200							2	AT1562	50.50	31.75	1.2	3.200
2 TRACK BOTTOM CUM PARTITION						3 TRACK TOP						3 TRACK BOTTOM					
Sr. No.	Section No.	A	B	T	Wt. Kg/16'	Sr. No.	Section No.	A	B	T	Wt. Kg/16'	Sr. No.	Section No.	A	B	T	Wt. Kg/16'
1	AT 1646	62.00	31.75	1.10	4.600	1	AT1571	92.00	31.75	0.9	3.200	1	AT1581	92.00	31.75	0.8	3.200
						2	AT1512	92.00	31.75	1.2	4.300	2	AT1582	42.00	31.75	1.1	4.300
4 TRACK TOP						4 TRACK BOTTOM						SINGLE LEG					
Sr. No.	Section No.	A	B	T	Wt. Kg/16'	Sr. No.	Section No.	A	B	T	Wt. Kg/16'	Sr. No.	Section No.	A	B	T	Wt. Kg/16'
1	AT1644	112.40	31.75	25.8	4.000	1	AT1648	112.40	31.75	75.9	5.100	1	AT1525	40.00	18.00	0.9	1.600
												1	AT1526	40.00	18.00	1.1	2.000
HANDLE						INTERLOCK						TOP BOTTOM					
Sr. No.	Section No.	A	B	T	Wt. Kg/16'	Sr. No.	Section No.	A	B	T	Wt. Kg/16'	Sr. No.	Section No.	A	B	T	Wt. Kg/16'
1	AT1491	40.00	18.00	0.7	1.900	1	AT1506	40.00	18.00	0.8	1.700	1	AT1521	40.00	18.00	0.85	1.600
2	AT1492	40.00	18.00	0.9	1.850	2	AT1507	40.00	18.00	1.0	2.100	2	AT1522	40.00	18.00	1.1	2.100
3	AT1493	40.00	18.00	1.6	3.200	3	AT1508	40.00	18.00	1.6	3.300	3	AT1523	40.00	18.00	1.6	3.200

25 MM SLIDING WINDOW SERIES

<p>2 TRACK TOP</p> 							<p>2 TRACK BOTTOM</p> 							<p>3 TRACK TOP</p> 						
Sr. No.	Section No.	A	B	T	Wt. Kg/16'		Sr. No.	Section No.	A	B	T	Wt. Kg/16'		Sr. No.	Section No.	A	B	T	Wt. Kg/16'	
1	AT251	75.00	25.40	1.00	3.300		1	AT252	75.00	25.00	1.00	3.700		1	AT253	116.00	25.40	1.00	4.300	
<p>3 TRACK BOTTOM</p> 							<p>4 TRACK TOP</p> 							<p>4 TRACK BOTTOM</p> 						
Sr. No.	Section No.	A	B	T	Wt. Kg/16'		Sr. No.	Section No.	A	B	T	Wt. Kg/16'		Sr. No.	Section No.	A	B	T	Wt. Kg/16'	
1	AT 254	116.00	25.40	1.00	4.800		1	AT 259	154.02	25.40	1.20	6.000		1	AT 260	154.00	25.40	1.20	6.800	
<p>HANDLE</p> 							<p>INTER LOCK</p> 							<p>BEARING BOTTOM</p> 						
Sr. No.	Section No.	A	B	T	Wt. Kg/16'		Sr. No.	Section No.	A	B	T	Wt. Kg/16'		Sr. No.	Section No.	A	B	T	Wt. Kg/16'	
1	AT255	50.00	25.00	1.40	3.100		1	AT256	50.00	25.00	1.20	3.400		1	AT257	60.00	25.00	1.20	3.000	
<p>MIDDLE</p> 																				
Sr. No.	Section No.	A	B	T	Wt. Kg/16'															
1	AT1612	50.00	25.00	1.0	2.500															

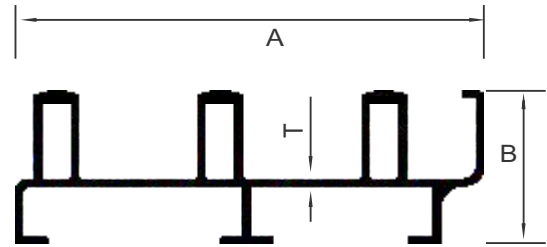
21 MM SLIDING WINDOW SERIES

2 TRACK



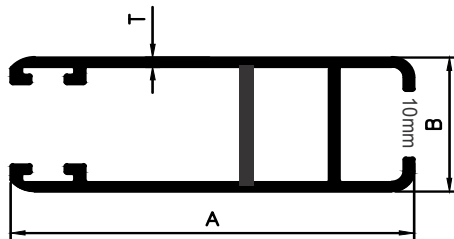
Sr. No.	Section No.	A	B	T	Wt. Kg/16'
1	AT - 21001	58.00	31.50	1.10	2.800

3 TRACK



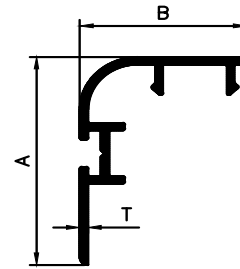
Sr. No.	Section No.	A	B	T	Wt. Kg/16'
1	AT - 21002	89.50	32.30	1.19	4.400

SHUTTER



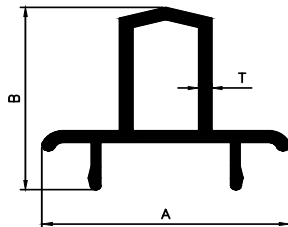
Sr. No.	Section No.	A	B	T	Wt. Kg/16'
1	AT - 21003	57.00	21.00	1.15	2.800

INTERLOCK



Sr. No.	Section No.	A	B	T	Wt. Kg/16'
1	AT - 21004	34.00	25.50	1.15	1.150

MATTING



Sr. No.	Section No.	A	B	T	Wt. Kg/16'
1	AT - 21005	14.50	16.00	1.15	0.750

WIREMESH CHANNEL



Sr. No.	Section No.	A	B	T	Wt. Kg/12'
1	AT - 21006	16	9	0.8	0.450

ALUWINDOOR[®]
Premium Aluminium Extrusions



S-27

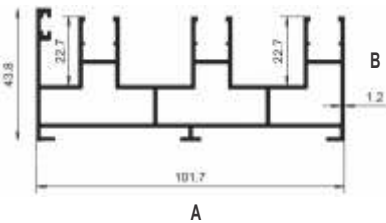
SLIDING
WINDOW
SERIES

S-27 SLIDING WINDOW SERIES

<p style="text-align: center;">3 TRACK</p>							<p style="text-align: center;">2 TRACK</p>							<p style="text-align: center;">SINGLE TRACK</p>						
Sr. No.	Section No.	A	B	T	Wt. Kg/16'		Sr. No.	Section No.	A	B	T	Wt. Kg/16'		Sr. No.	Section No.	A	B	T	Wt. Kg/16'	
1	AT-27001	87.8	41.1	1.35	7.000		1	AT-27002	50.6	41.1	1.3	4.00		1	AT-27003	39.8	43.8	1.4	3.400	
<p style="text-align: center;">DGU SHUTTER</p>							<p style="text-align: center;">KPA INTERLOCK</p>							<p style="text-align: center;">SLIM INTERLOCK</p>						
Sr. No.	Section No.	A	B	T	Wt. Kg/16'		Sr. No.	Section No.	A	B	T	Wt. Kg/16'		Sr. No.	Section No.	A	B	T	Wt. Kg/16'	
1	AT-27004	64.8	27	1.30	4.00		1	AT-27005	85.2	22.0	1.50	5.600		1	AT-27006	35.2	22.7	2.0	2.650	
<p style="text-align: center;">GLASS REDUCER</p>							<p style="text-align: center;">CONNECTOR</p>							<p style="text-align: center;">BOTTOM RAIL</p>						
Sr. No.	Section No.	A	B	T	Wt. Kg/16'		Sr. No.	Section No.	A	B	T	Wt. Kg/16'		Sr. No.	Section No.	A	B	T	Wt. Kg/16'	
1	AT-27007	23.8	13.7	1.0	.820		1	AT-27008	50.0	23.0	2.0	4.450		1	AT-27009	13.0	13.3	1.2	.830	

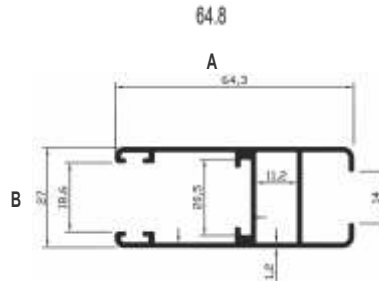
S-27 SLIDING WINDOW SERIES

3 TRACK WITH LEG



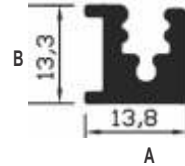
Sr. No.	Section No.	A	B	T	Wt. Kg/16'
1	27010	101.7	43.8	1.20	7.200

SINGLE GLASS SHUTTER



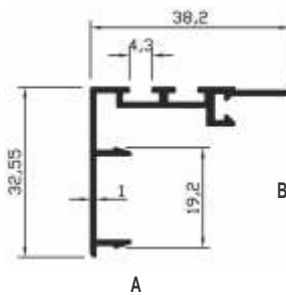
Sr. No.	Section No.	A	B	T	Wt. Kg/16'
1	27011	64.8	27	1.2	3.800

WIRE MESH ADAPTOR



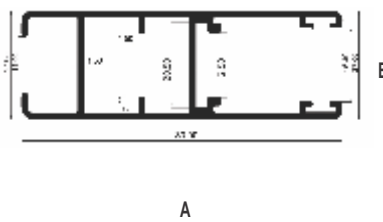
Sr. No.	Section No.	A	B	T	Wt. Kg/16'
1	27012	13.8	13.3	2.4	1.40

INTERLOCK CLIP



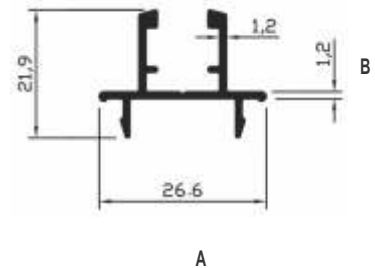
Sr. No.	Section No.	A	B	T	Wt. Kg/16'
1	27013	38.2	32.55	1.00	1.450

SINGLE GLASS SHUTTER



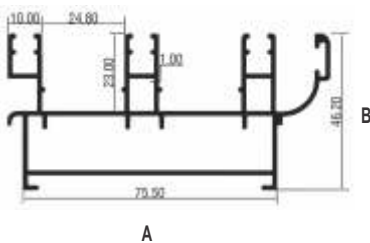
Sr. No.	Section No.	A	B	T	Wt. Kg/16'
1	27014	80.0	27	1.5	4.80

MATTING



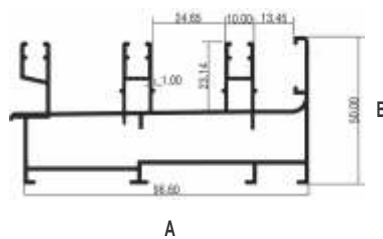
Sr. No.	Section No.	A	B	T	Wt. Kg/16'
1	27015	26.6	21.9	1.2	1.350

3 TRACK WITH LEG



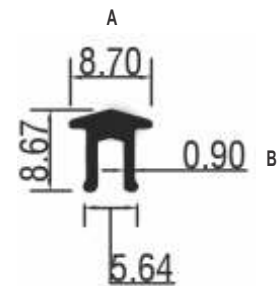
Sr. No.	Section No.	A	B	T	Wt. Kg/16'
1	27016	75.50	46.20	1.00	6.800

3 TRACK WITH LEG



Sr. No.	Section No.	A	B	T	Wt. Kg/16'
1	27017	96.60	50.00	1.0	7.600

BOTTOM RAIL



Sr. No.	Section No.	A	B	T	Wt. Kg/16'
1	27018	8.7	8.67	1.53	.400

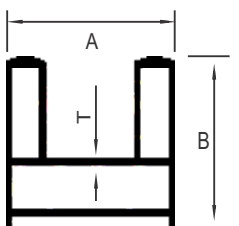
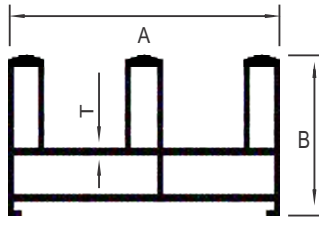
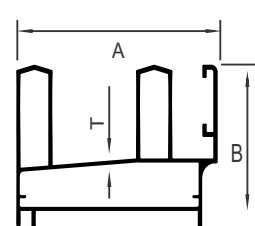
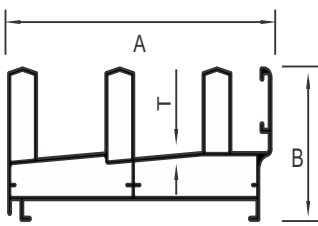
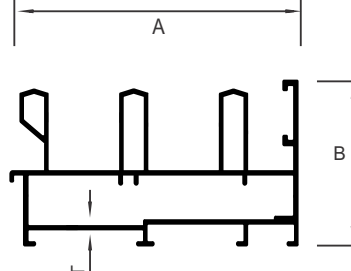
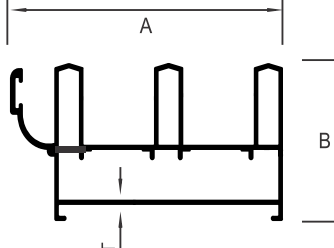
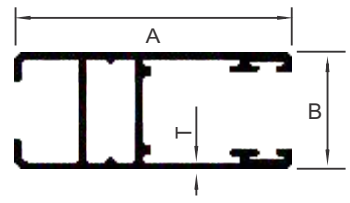
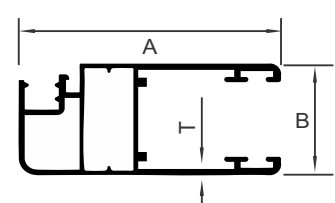
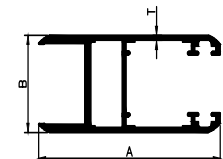
ALUWINDOOR[®]
Premium Aluminium Extrusions



R-27

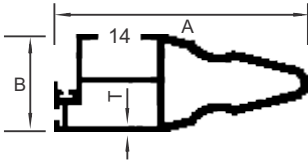
SLIDING
WINDOW
SERIES

R-27 SLIDING WINDOW SERIES

2 TRACK						3 TRACK						2 TRACK WITH LEG					
																	
Sr. No.	Section No.	A	B	T	Wt. Kg/16'	Sr. No.	Section No.	A	B	T	Wt. Kg/16'	Sr. No.	Section No.	A	B	T	Wt. Kg/16'
1	AT - 27020	48.10	42.80	1.20	4.200	1	AT - 27021	85.20	42.80	1.00	5.500	1	AT - 27024	57.20	45.20	1.20	4.500
						2	AT - 27021H	85.20	42.80	1.15	6.200	2	AT - 27024H	57.20	45.20	1.40	5.200
3 TRACK WITH LEG						3 TRACK WITH LEG						3 TRACK WITH LEG					
																	
Sr. No.	Section No.	A	B	T	Wt. Kg/16'	Sr. No.	Section No.	A	B	T	Wt. Kg/16'	Sr. No.	Section No.	A	B	T	Wt. Kg/16'
1	AT - 27025	100.30	45.20	1.20	7.000	1	AT - 27026	102.25	51.00	1.50	7.450	1	AT - 27027	102.25	51.00	1.10	6.800
2	AT - 27025H	100.30	45.20	1.40	8.000												
GLASS SHUTTER						WIREMESH SHUTTER						DGU SHUTTER					
																	
Sr. No.	Section No.	A	B	T	Wt. Kg/16'	Sr. No.	Section No.	A	B	T	Wt. Kg/16'	Sr. No.	Section No.	A	B	T	Wt. Kg/16'
1	AT - 27019	60.00	27.00	1.10	3.400	1	AT - 27022	60.00	27.00	1.10	3.700	1	AT - 27023	60.00	27.00	1.40	4.000
2	AT - 27019H	60.00	27.00	1.40	4.250												

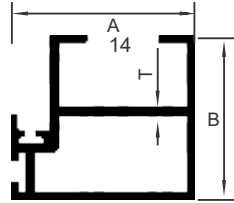
R-27 SLIDING WINDOW SERIES

KPA INTERLOCK



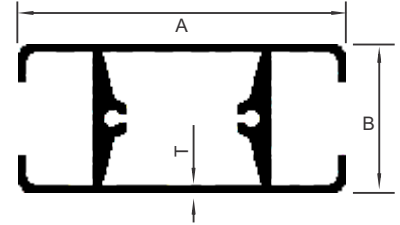
Sr. No.	Section No.	A	B	T	Wt. Kg/16'
1	AT-27028	91.50	31.00	2.00	5.700

SLIM INTERLOCK



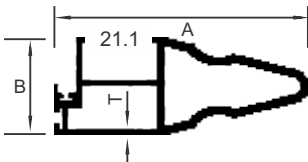
Sr. No.	Section No.	A	B	T	Wt. Kg/16'
1	AT-27029	34.50	31.00	1.80	3.200

CENTER



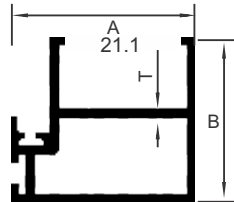
Sr. No.	Section No.	A	B	T	Wt. Kg/16'
1	AT-27032	60.00	27.00	1.00	3.300

DGU KPA INTERLOCK



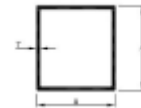
Sr. No.	Section No.	A	B	T	Wt. Kg/16'
1	AT-27030	82.5	31.00	1.80	5.400

DGU SLIM INTERLOCK



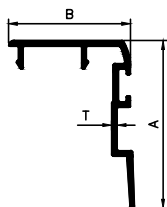
Sr. No.	Section No.	A	B	T	Wt. Kg/16'
1	AT-27031	34.50	31.00	1.30	2.700

WIRE MESH ADAPTOR



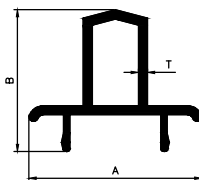
Sr. No.	Section No.	A	B	T	Wt. Kg/16'
1	AT-27033	12.50	12.50	1.20	.720

INTERLOCK CLIP



Sr. No.	Section No.	A	B	T	Wt. Kg/16'
1	AT-27034	32.20	32.70	1.20	1.450

MATTING



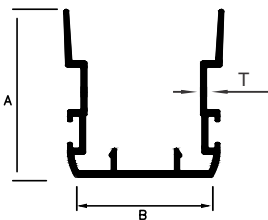
Sr. No.	Section No.	A	B	T	Wt. Kg/16'
1	AT-27035	26.30	21.60	1.20	1.200

WIREMESH CLIP



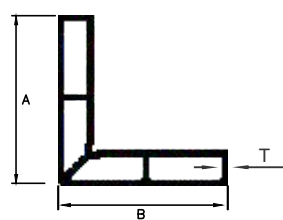
Sr. No.	Section No.	A	B	T	Wt. Kg/16'
1	AT-27036	14.00	6.80	1.60	0.400

DOUBLE INTERLOCK



Sr. No.	Section No.	A	B	T	Wt. Kg/16'
1	AT-27037	42.04	32.65	1.2	3.300

MULTI WALL ANGLE



Sr. No.	Section No.	A	B	T	Wt. Kg/12'
1	AT-11010	38.00	38.00	2.40	3.000

LOCKING ROD



Sr. No.	Section No.	A	B	Wt. Kg/16'
1	AT-11012	19.2	4.60	0.820

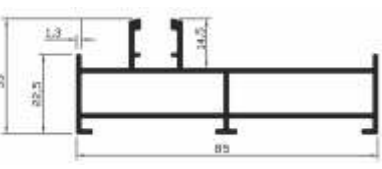
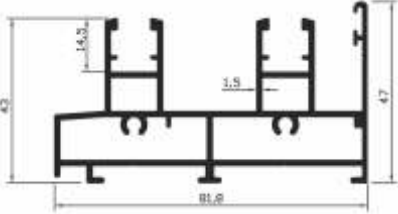
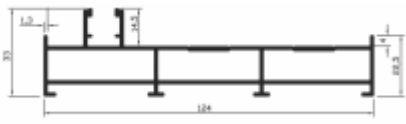
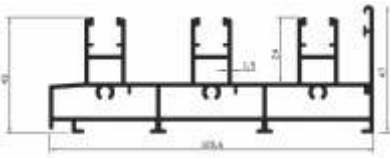
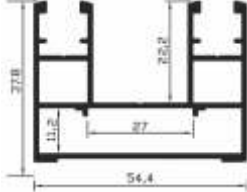
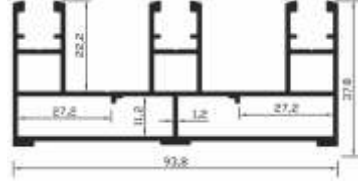
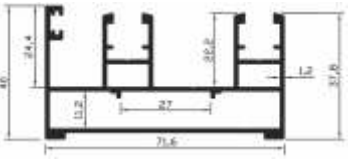
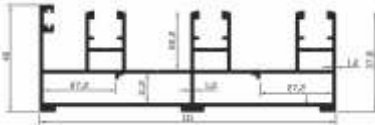
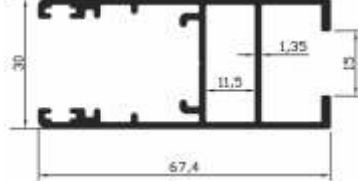
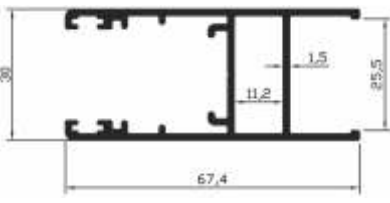
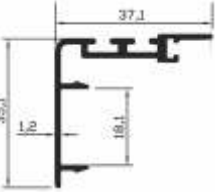

ALUWINDOOR[®]
Premium Aluminium Extrusions



S-30

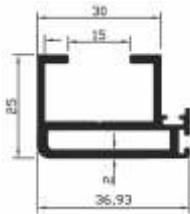
SLIDING
WINDOW
SERIES

S-30 SLIDING WINDOW SERIES

<p align="center">2 TRACK VERTICAL GULF</p>  <table border="1"> <thead> <tr> <th>Sr. No.</th> <th>Section No.</th> <th>A</th> <th>B</th> <th>T</th> <th>Wt. Kg/16'</th> </tr> </thead> <tbody> <tr> <td>1</td> <td>AT-30001</td> <td>85.00</td> <td>33.00</td> <td>1.30</td> <td>5.100</td> </tr> </tbody> </table>	Sr. No.	Section No.	A	B	T	Wt. Kg/16'	1	AT-30001	85.00	33.00	1.30	5.100	<p align="center">2 TRACK BOTTOM GULF</p>  <table border="1"> <thead> <tr> <th>Sr. No.</th> <th>Section No.</th> <th>A</th> <th>B</th> <th>T</th> <th>Wt. Kg/16'</th> </tr> </thead> <tbody> <tr> <td>1</td> <td>AT-30002</td> <td>81.80</td> <td>47.00</td> <td>1.50</td> <td>7.70</td> </tr> </tbody> </table>	Sr. No.	Section No.	A	B	T	Wt. Kg/16'	1	AT-30002	81.80	47.00	1.50	7.70	<p align="center">3 TRACK VERTICAL GULF</p>  <table border="1"> <thead> <tr> <th>Sr. No.</th> <th>Section No.</th> <th>A</th> <th>B</th> <th>T</th> <th>Wt. Kg/16'</th> </tr> </thead> <tbody> <tr> <td>1</td> <td>AT-30003</td> <td>124.00</td> <td>33.00</td> <td>1.30</td> <td>6.90</td> </tr> </tbody> </table>	Sr. No.	Section No.	A	B	T	Wt. Kg/16'	1	AT-30003	124.00	33.00	1.30	6.90
Sr. No.	Section No.	A	B	T	Wt. Kg/16'																																	
1	AT-30001	85.00	33.00	1.30	5.100																																	
Sr. No.	Section No.	A	B	T	Wt. Kg/16'																																	
1	AT-30002	81.80	47.00	1.50	7.70																																	
Sr. No.	Section No.	A	B	T	Wt. Kg/16'																																	
1	AT-30003	124.00	33.00	1.30	6.90																																	
<p align="center">3 TRACK BOTTOM GULF</p>  <table border="1"> <thead> <tr> <th>Sr. No.</th> <th>Section No.</th> <th>A</th> <th>B</th> <th>T</th> <th>Wt. Kg/16'</th> </tr> </thead> <tbody> <tr> <td>1</td> <td>AT-30004</td> <td>120.60</td> <td>47.00</td> <td>1.50</td> <td>10.600</td> </tr> </tbody> </table>	Sr. No.	Section No.	A	B	T	Wt. Kg/16'	1	AT-30004	120.60	47.00	1.50	10.600	<p align="center">2 TRACK</p>  <table border="1"> <thead> <tr> <th>Sr. No.</th> <th>Section No.</th> <th>A</th> <th>B</th> <th>T</th> <th>Wt. Kg/16'</th> </tr> </thead> <tbody> <tr> <td>1</td> <td>AT-30016</td> <td>54.40</td> <td>37.80</td> <td>1.10</td> <td>5.100</td> </tr> </tbody> </table>	Sr. No.	Section No.	A	B	T	Wt. Kg/16'	1	AT-30016	54.40	37.80	1.10	5.100	<p align="center">3 TRACK</p>  <table border="1"> <thead> <tr> <th>Sr. No.</th> <th>Section No.</th> <th>A</th> <th>B</th> <th>T</th> <th>Wt. Kg/16'</th> </tr> </thead> <tbody> <tr> <td>1</td> <td>AT-30017</td> <td>93.80</td> <td>37.80</td> <td>1.10</td> <td>7.500</td> </tr> </tbody> </table>	Sr. No.	Section No.	A	B	T	Wt. Kg/16'	1	AT-30017	93.80	37.80	1.10	7.500
Sr. No.	Section No.	A	B	T	Wt. Kg/16'																																	
1	AT-30004	120.60	47.00	1.50	10.600																																	
Sr. No.	Section No.	A	B	T	Wt. Kg/16'																																	
1	AT-30016	54.40	37.80	1.10	5.100																																	
Sr. No.	Section No.	A	B	T	Wt. Kg/16'																																	
1	AT-30017	93.80	37.80	1.10	7.500																																	
<p align="center">2 TRACK WITH LEG</p>  <table border="1"> <thead> <tr> <th>Sr. No.</th> <th>Section No.</th> <th>A</th> <th>B</th> <th>T</th> <th>Wt. Kg/16'</th> </tr> </thead> <tbody> <tr> <td>1</td> <td>AT-30018</td> <td>71.60</td> <td>37.80</td> <td>1.20</td> <td>6.500</td> </tr> </tbody> </table>	Sr. No.	Section No.	A	B	T	Wt. Kg/16'	1	AT-30018	71.60	37.80	1.20	6.500	<p align="center">3 TRACK WITH LEG</p>  <table border="1"> <thead> <tr> <th>Sr. No.</th> <th>Section No.</th> <th>A</th> <th>B</th> <th>T</th> <th>Wt. Kg/16'</th> </tr> </thead> <tbody> <tr> <td>1</td> <td>AT-30019</td> <td>111.00</td> <td>37.80</td> <td>1.20</td> <td>9.300</td> </tr> </tbody> </table>	Sr. No.	Section No.	A	B	T	Wt. Kg/16'	1	AT-30019	111.00	37.80	1.20	9.300	<p align="center">SINGLE GLASS SHUTTER</p>  <table border="1"> <thead> <tr> <th>Sr. No.</th> <th>Section No.</th> <th>A</th> <th>B</th> <th>T</th> <th>Wt. Kg/16'</th> </tr> </thead> <tbody> <tr> <td>1</td> <td>AT-30005</td> <td>67.40</td> <td>30.00</td> <td>1.35</td> <td>4.450</td> </tr> </tbody> </table>	Sr. No.	Section No.	A	B	T	Wt. Kg/16'	1	AT-30005	67.40	30.00	1.35	4.450
Sr. No.	Section No.	A	B	T	Wt. Kg/16'																																	
1	AT-30018	71.60	37.80	1.20	6.500																																	
Sr. No.	Section No.	A	B	T	Wt. Kg/16'																																	
1	AT-30019	111.00	37.80	1.20	9.300																																	
Sr. No.	Section No.	A	B	T	Wt. Kg/16'																																	
1	AT-30005	67.40	30.00	1.35	4.450																																	
<p align="center">DGU SHUTTER</p>  <table border="1"> <thead> <tr> <th>Sr. No.</th> <th>Section No.</th> <th>A</th> <th>B</th> <th>T</th> <th>Wt. Kg/16'</th> </tr> </thead> <tbody> <tr> <td>1</td> <td>AT-30006</td> <td>67.40</td> <td>30.00</td> <td>1.50</td> <td>4.300</td> </tr> </tbody> </table>	Sr. No.	Section No.	A	B	T	Wt. Kg/16'	1	AT-30006	67.40	30.00	1.50	4.300	<p align="center">INTERLOCK CLIP</p>  <table border="1"> <thead> <tr> <th>Sr. No.</th> <th>Section No.</th> <th>A</th> <th>B</th> <th>T</th> <th>Wt. Kg/16'</th> </tr> </thead> <tbody> <tr> <td>1</td> <td>AT-30007</td> <td>37.10</td> <td>35.10</td> <td>1.20</td> <td>1.750</td> </tr> </tbody> </table>	Sr. No.	Section No.	A	B	T	Wt. Kg/16'	1	AT-30007	37.10	35.10	1.20	1.750	<p align="center">DOUBLE INTERLOCK</p>  <table border="1"> <thead> <tr> <th>Sr. No.</th> <th>Section No.</th> <th>A</th> <th>B</th> <th>T</th> <th>Wt. Kg/16'</th> </tr> </thead> <tbody> <tr> <td>1</td> <td>AT-30008</td> <td>37.10</td> <td>41.62</td> <td>1.20</td> <td>2.800</td> </tr> </tbody> </table>	Sr. No.	Section No.	A	B	T	Wt. Kg/16'	1	AT-30008	37.10	41.62	1.20	2.800
Sr. No.	Section No.	A	B	T	Wt. Kg/16'																																	
1	AT-30006	67.40	30.00	1.50	4.300																																	
Sr. No.	Section No.	A	B	T	Wt. Kg/16'																																	
1	AT-30007	37.10	35.10	1.20	1.750																																	
Sr. No.	Section No.	A	B	T	Wt. Kg/16'																																	
1	AT-30008	37.10	41.62	1.20	2.800																																	

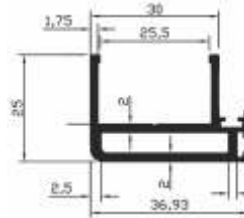
S-30 SLIDING WINDOW SERIES

SLIM INTERLOCK SINGLE GLASS



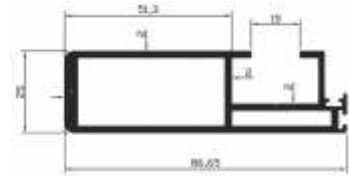
Sr. No.	Section No.	A	B	T	Wt. Kg/16'
1	AT-30009	36.93	25.00	2.00	3.300

SLIM INTERLOCK DGU



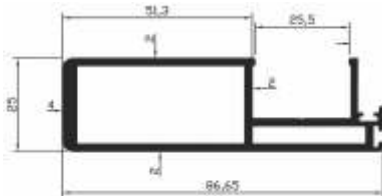
Sr. No.	Section No.	A	B	T	Wt. Kg/16'
1	AT-30010	36.93	25.00	2.0	2.950

KPA INTERLOCK SINGLE GLASS



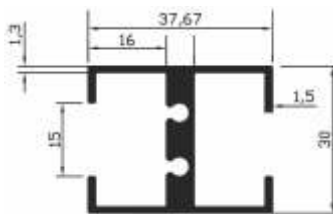
Sr. No.	Section No.	A	B	T	Wt. Kg/16'
1	AT-30011	86.65	25.0	2.00	7.100

KPA INTERLOCK DGU



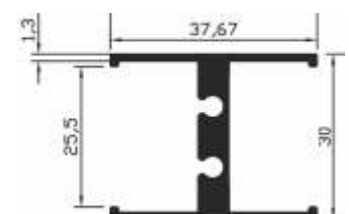
Sr. No.	Section No.	A	B	T	Wt. Kg/16'
1	AT-30012	86.65	25.00	2.00	6.800

CENTER SINGLE GLASS



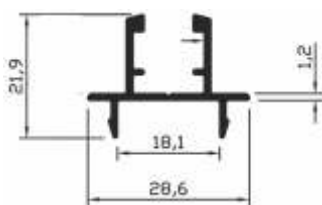
Sr. No.	Section No.	A	B	T	Wt. Kg/16'
1	AT-30013	37.67	30.00	1.30	3.750

CENTER DGU



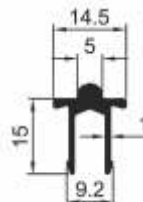
Sr. No.	Section No.	A	B	T	Wt. Kg/16'
1	AT-30014	37.67	30.00	1.30	3.200

MATTING



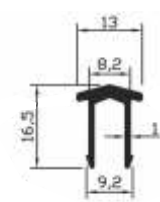
Sr. No.	Section No.	A	B	T	Wt. Kg/16'
1	AT-30015	28.60	21.90	1.20	1.650

BOTTOM RAIL U GROOVE



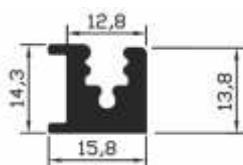
Sr. No.	Section No.	A	B	T	Wt. Kg/16'
1	AT-35020	14.50	18.00	1.00	0.800

BOTTOM RAIL V GROOVE



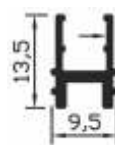
Sr. No.	Section No.	A	B	T	Wt. Kg/16'
1	AT-35026	13.00	16.50	1.00	0.750

WIRE MESH ADAPTOR



Sr. No.	Section No.	A	B	T	Wt. Kg/16'
1	AT-35023	15.80	14.30	2.50	1.850

SS RAIL ADAPTOR



Sr. No.	Section No.	A	B	T	Wt. Kg/16'
1	AT-35022	9.50	13.50	1.3	0.500

VERTICAL TRACK ADAPTOR



Sr. No.	Section No.	A	B	T	Wt. Kg/16'
1	AT-35021	14.70	16.00	2.00	1.200

ALUWINDOOR[®]
Premium Aluminium Extrusions

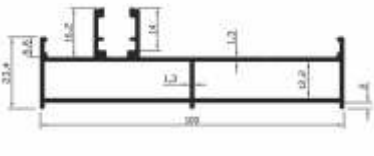


S-35

SLIDING
WINDOW
SERIES

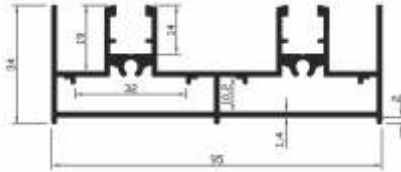
S-35 SLIDING WINDOW SERIES

2 TRACK VERTICAL



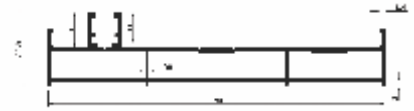
Sr. No.	Section No.	A	B	T	Wt. Kg/16'
1	AT-35001	100.00	32.80	1.30	5.400

2 TRACK BOTTOM



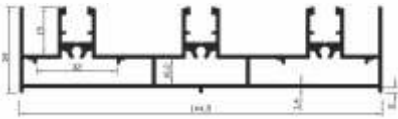
Sr. No.	Section No.	A	B	T	Wt. Kg/16'
1	AT-35002	95.00	34.00	1.40	7.900

3 TRACK VERTICAL



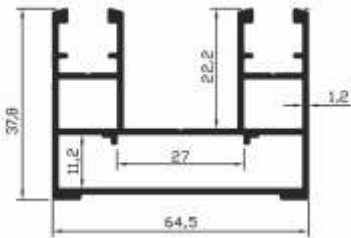
Sr. No.	Section No.	A	B	T	Wt. Kg/16'
1	AT-35003	150.00	32.80	1.38	8.400

3 TRACK



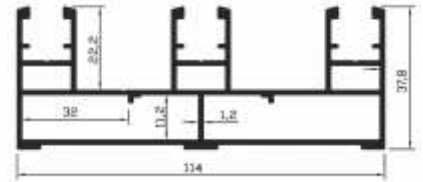
Sr. No.	Section No.	A	B	T	Wt. Kg/16'
1	AT-35004	144.50	34.00	1.40	10.800

2 TRACK



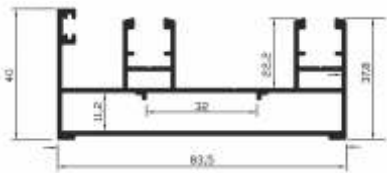
Sr. No.	Section No.	A	B	T	Wt. Kg/16'
1	AT-35016	64.50	37.80	1.20	5.400

3 TRACK



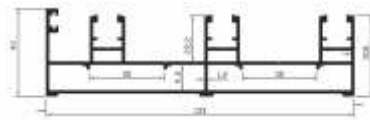
Sr. No.	Section No.	A	B	T	Wt. Kg/16'
1	AT-35017	114.00	37.80	1.20	8.200

2 TRACK WITH LEG



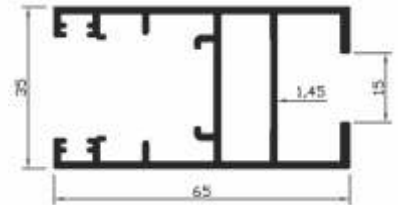
Sr. No.	Section No.	A	B	T	Wt. Kg/16'
1	AT-35018	83.50	40.00	1.2	6.00

3 TRACK WITH LEG



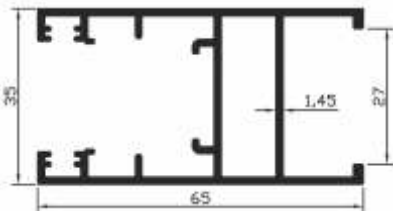
Sr. No.	Section No.	A	B	T	Wt. Kg/16'
1	AT-35019	133.00	40.00	1.20	9.500

SINGLE GLASS SHUTTER



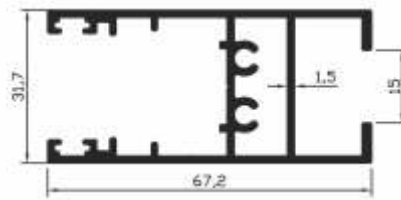
Sr. No.	Section No.	A	B	T	Wt. Kg/16'
1	AT-35005	65.00	35.00	1.45	4.950

DGU SHUTTER



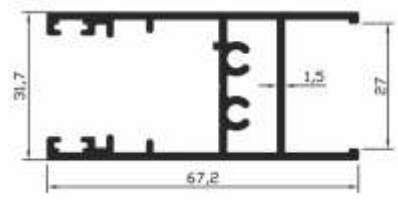
Sr. No.	Section No.	A	B	T	Wt. Kg/16'
1	AT-35006	65.00	35.00	1.50	4.600

BOTTOM SHUTTER SINGLE GLASS



Sr. No.	Section No.	A	B	T	Wt. Kg/16'
1	AT-35007	67.20	31.70	1.50	5.100

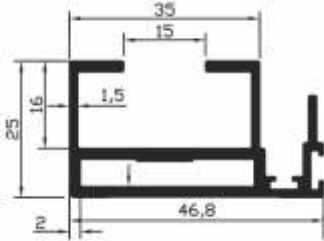
BOTTOM SHUTTER DGU



Sr. No.	Section No.	A	B	T	Wt. Kg/16'
1	AT-35008	67.20	31.70	1.50	4.900

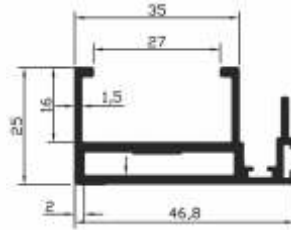
S-35 SLIDING WINDOW SERIES

SLIM INTERLOCK SINGLE GLASS



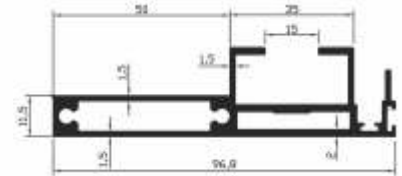
Sr. No.	Section No.	A	B	T	Wt. Kg/16'
1	AT-35009	46.80	25.00	2.0	3.900

SLIM INTERLOCK DGU



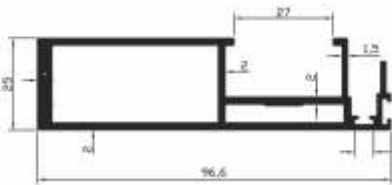
Sr. No.	Section No.	A	B	T	Wt. Kg/16'
1	AT-35010	46.80	25.00	2.00	3.600

KPA INTERLOCK SINGLE GLASS



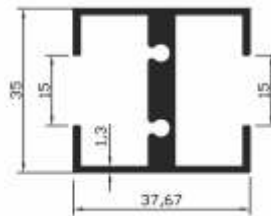
Sr. No.	Section No.	A	B	T	Wt. Kg/16'
1	AT-35011	96.80	25.00	2.00	7.100

KPA INTERLOCK DGU



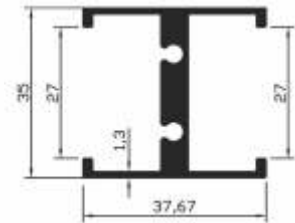
Sr. No.	Section No.	A	B	T	Wt. Kg/16'
1	AT-35012	96.60	25.00	2.00	7.600

CENTER SINGLE GLASS



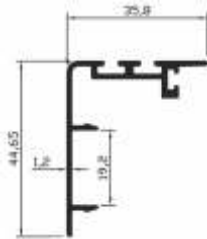
Sr. No.	Section No.	A	B	T	Wt. Kg/16'
1	AT-35013	37.67	35.00	1.30	4.00

CENTRE DGU



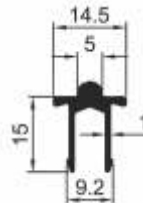
Sr. No.	Section No.	A	B	T	Wt. Kg/16'
1	AT-35014	37.67	35.00	1.30	3.700

INTERLOCK CLIP



Sr. No.	Section No.	A	B	T	Wt. Kg/16'
1	AT-35015	35.80	45.65	1.20	1.900

BOTTOM RAIL U GROOVE



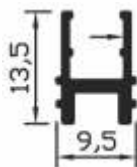
Sr. No.	Section No.	A	B	T	Wt. Kg/16'
1	AT-35020	14.50	18.00	1.00	0.900

VERTICAL TRACK ADAPTOR



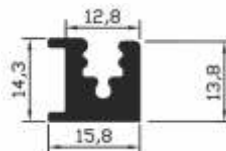
Sr. No.	Section No.	A	B	T	Wt. Kg/16'
1	AT-35021	14.70	16.00	2.0	1.200

SS RAIL ADAPTOR



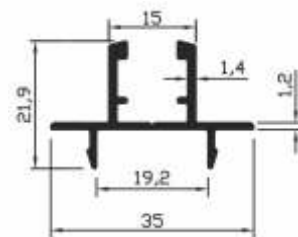
Sr. No.	Section No.	A	B	T	Wt. Kg/16'
1	AT-35022	9.50	13.50	1.30	0.500

WIRE MESH ADAPTOR



Sr. No.	Section No.	A	B	T	Wt. Kg/16'
1	AT-35023	15.80	14.30	2.50	1.850

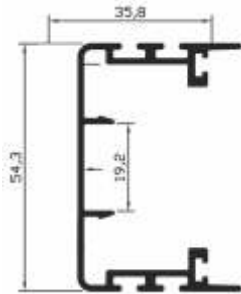
MATTING



Sr. No.	Section No.	A	B	T	Wt. Kg/16'
1	AT-35024	35.00	21.90	1.4	1.950

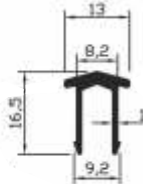
S-35 SLIDING WINDOW SERIES

DOUBLE INTERLOCK



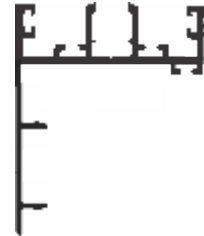
Sr. No.	Section No.	A	B	T	Wt. Kg/16'
1	AT-35025	35.80	54.30	1.20	3.100

BOTTOM RAIL V GROOVE



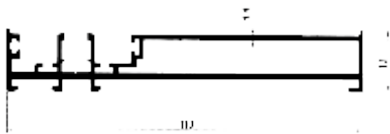
Sr. No.	Section No.	A	B	T	Wt. Kg/16'
1	AT-35026	13.00	16.50	1.10	0.750

CORNER SHUTTER ADAPTOR



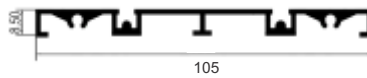
Sr. No.	Section No.	A	B	T	Wt. Kg/16'
1	AT-35027	48.00	59.00	1.20	3.200

2 TRACK VERTICAL



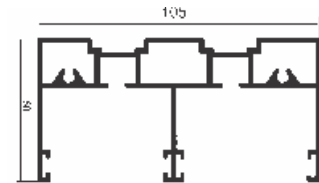
Sr. No.	Section No.	A	B	T	Wt. Kg/16'
1	AT-35028	110.00	19.00	1.40	6.500

BOTTOM THRESHOLD 2 TRACK



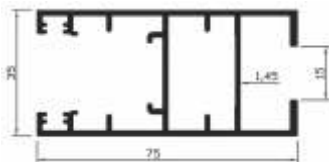
Sr. No.	Section No.	A	B	T	Wt. Kg/16'
1	AT-35029	105.00	8.50	1.40	3.550

2 TRACK TOP



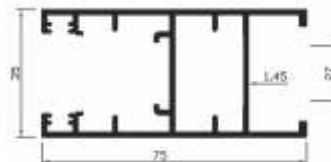
Sr. No.	Section No.	A	B	T	Wt. Kg/16'
1	AT-35030	110.00	50.00	1.40	8.100

SINGLE GLASS SHUTTER



Sr. No.	Section No.	A	B	T	Wt. Kg/16'
1	AT-35031	75.00	35.00	1.50	5.800

DGU SHUTTER



Sr. No.	Section No.	A	B	T	Wt. Kg/16'
1	AT-35032	75.00	35.00	1.50	5.550

LOCKING ROD



Sr. No.	Section No.	A	B	Wt. Kg/16'
1	AT-11012	19.2	4.60	0.820

ALUWINDOW[®]
Premium Aluminium Extrusions

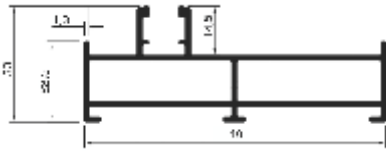


S-40

SLIDING
WINDOW
SERIES

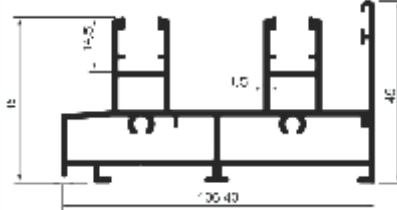
S-40 SLIDING WINDOW SERIES

2 TRACK VERTICAL GULF



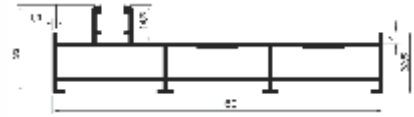
Sr. No.	Section No.	A	B	T	Wt. Kg/16'
1	AT-40022	110.40	34.00	2.00	8.350

2 TRACK BOTTOM GULF



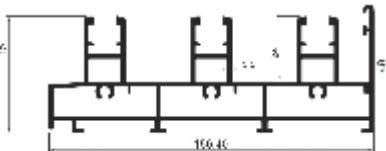
Sr. No.	Section No.	A	B	T	Wt. Kg/16'
1	AT-40023	105.70	50.00	2.00	11.600

3 TRACK VERTICAL GULF



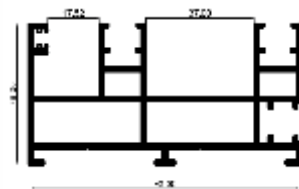
Sr. No.	Section No.	A	B	T	Wt. Kg/16'
1	AT-40024	161.10	34.00	2.00	11.600

3 TRACK BOTTOM GULF



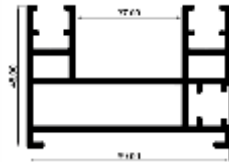
Sr. No.	Section No.	A	B	T	Wt. Kg/16'
1	AT-40025	156.60	50.00	2.00	16.600

2 TRACK WITH LEG



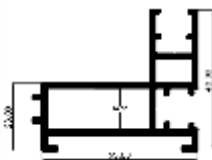
Sr. No.	Section No.	A	B	T	Wt. Kg/16'
1	AT-40001	93.00	48.00	1.30	8.900

2 TRACK



Sr. No.	Section No.	A	B	T	Wt. Kg/16'
1	AT-40002	69.00	48.00	1.30	6.650

ADD ON TRACK



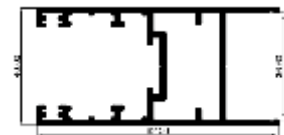
Sr. No.	Section No.	A	B	T	Wt. Kg/16'
1	AT-40003	53.00	48.00	1.30	4.900

SINGLE GLASS SHUTTER



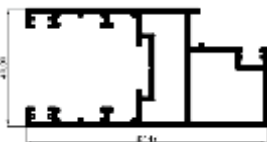
Sr. No.	Section No.	A	B	T	Wt. Kg/16'
1	AT-40018	82.50	40.00	1.30	6.600

DOUBLE GLASS SHUTTER



Sr. No.	Section No.	A	B	T	Wt. Kg/16'
1	AT-40019	82.5	40.00	1.30	6.200

WIRE MESH SHUTTER



Sr. No.	Section No.	A	B	T	Wt. Kg/16'
1	AT-40012	82.47	40.00	1.30	6.000

SLIM INTERLOCK SINGLE GLASS



Sr. No.	Section No.	A	B	T	Wt. Kg/16'
1	AT-40006	50.52	40.00	2.00	4.200

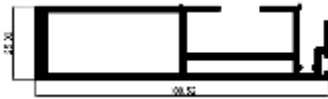
SLIM INTERLOCK DGU



Sr. No.	Section No.	A	B	T	Wt. Kg/16'
1	AT-40007	50.52	40.00	2.00	3.800

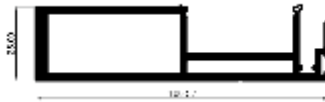
S-40 SLIDING WINDOW SERIES

KPA INTERLOCK SINGLE GLASS



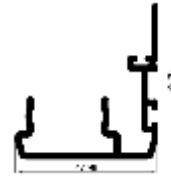
Sr. No.	Section No.	A	B	T	Wt. Kg/16'
1	AT-40008	100.52	40.00	2.00	8.100

KPA INTERLOCK DGU



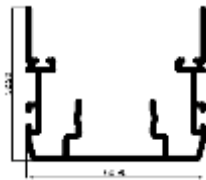
Sr. No.	Section No.	A	B	T	Wt. Kg/16'
1	AT-40009	100.52	40.00	2.00	7.600

INTERLOCK CLIP



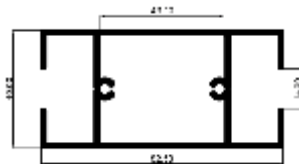
Sr. No.	Section No.	A	B	T	Wt. Kg/16'
1	AT-40020	47.98	52.50	1.20	3.250

DOUBLE INTERLOCK CLIP



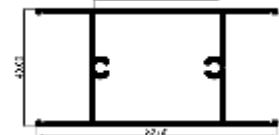
Sr. No.	Section No.	A	B	T	Wt. Kg/16'
1	AT-40010	60.90	52.50	1.20	4.950

CENTER SINGLE GLASS



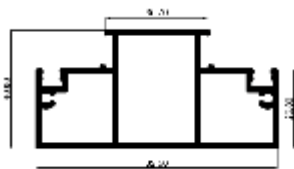
Sr. No.	Section No.	A	B	T	Wt. Kg/16'
1	AT-40015	82.50	40.00	1.30	6.100

CENTER DGU



Sr. No.	Section No.	A	B	T	Wt. Kg/16'
1	AT-40016	82.50	40.00	1.30	5.300

CENTER WIRE MESH



Sr. No.	Section No.	A	B	T	Wt. Kg/16'
1	AT-40013	82.50	40.00	1.30	5.700

MATTING



Sr. No.	Section No.	A	B	T	Wt. Kg/16'
1	AT-40011	33.17	28.17	1.10	1.800

BOTTOM RAIL U GROOVE



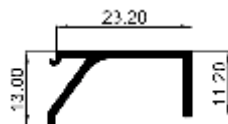
Sr. No.	Section No.	A	B	T	Wt. Kg/16'
1	AT-40004	12.93	16.67	1.00	0.770

TRACK COVER CAP



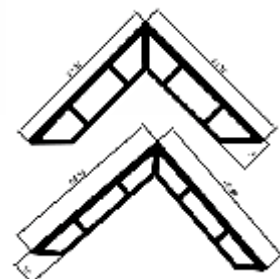
Sr. No.	Section No.	A	B	T	Wt. Kg/16'
1	AT-40005	12.93	13.06	1.00	0.550

WIRE MESH CLIP



Sr. No.	Section No.	A	B	T	Wt. Kg/16'
1	AT-40017	23.20	13.00	1.10	0.800

MULTI WALL ANGLE



Sr. No.	Section No.	A	B	Wt. Kg/16'
1	AT-40014	68.59	68.59	7.900
2	AT-40021	68.59	68.59	7.600

S-40 SLIDING WINDOW SERIES

VERTICAL SHUTTER



Sr. No.	Section No.	A	B	T	Wt. Kg/16'
1	AT-40026	60.00	40.00	2.50	7.600

BOTTOM SHUTTER



Sr. No.	Section No.	A	B	T	Wt. Kg/16'
1	AT-40027	56.00	40.00	2.50	6.550

SLIM INTERLOCK



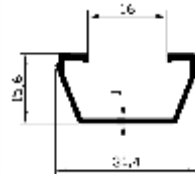
Sr. No.	Section No.	A	B	T	Wt. Kg/16'
1	AT-40028	49.25	25.00	2.50	5.05

KPA INTERLOCK



Sr. No.	Section No.	A	B	T	Wt. Kg/16'
1	AT-40029	98.55	25.00	2.50	9.200

GLASS REDUCER



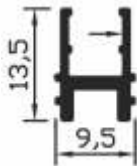
Sr. No.	Section No.	A	B	T	Wt. Kg/16'
1	AT-40030	31.40	15.60	1.00	0.950

VERTICAL TRACK ADAPTOR



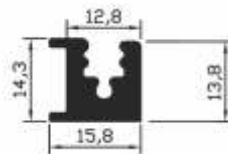
Sr. No.	Section No.	A	B	T	Wt. Kg/16'
1	AT-35021	14.70	16.00	2.0	1.200

SS RAIL ADAPTOR



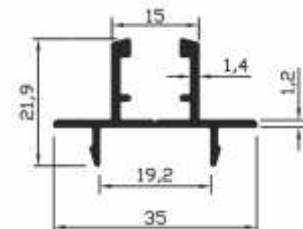
Sr. No.	Section No.	A	B	T	Wt. Kg/16'
1	AT-35022	9.50	13.50	1.30	0.500

WIRE MESH ADAPTOR



Sr. No.	Section No.	A	B	T	Wt. Kg/16'
1	AT-35023	15.80	14.30	2.50	1.850

MATTING



Sr. No.	Section No.	A	B	T	Wt. Kg/16'
1	AT-35024	35.00	21.90	1.4	1.950

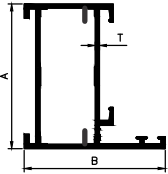
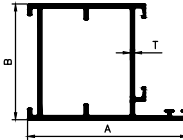
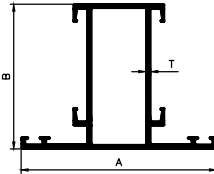
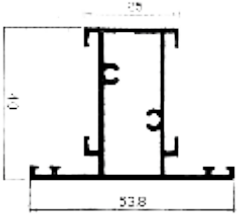
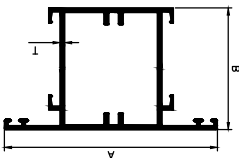
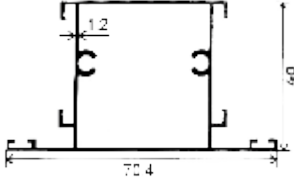
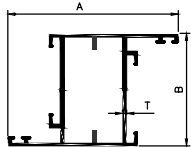
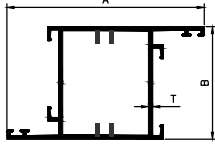
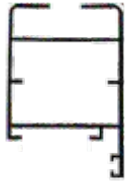
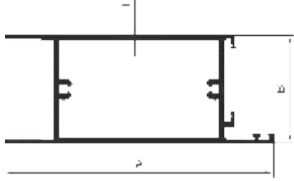
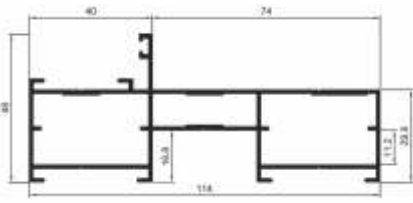
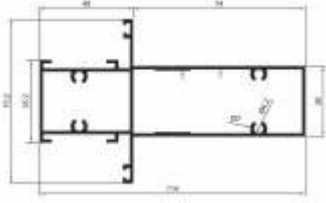
ALUWINDOOR[®]
Premium Aluminium Extrusions



C-40

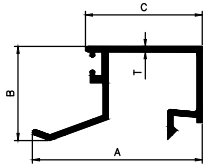
**CASEMENT
DOOR & WINDOW
SERIES**

C-40 CASEMENT DOOR & WINDOW SERIES

<p align="center">SMALL OUTER</p>  <table border="1"> <thead> <tr> <th>Sr. No.</th> <th>Section No.</th> <th>A</th> <th>B</th> <th>T</th> <th>Wt. Kg/16'</th> </tr> </thead> <tbody> <tr> <td>1</td> <td>AT-4001</td> <td>40.00</td> <td>40.00</td> <td>1.20</td> <td>2.900</td> </tr> </tbody> </table>	Sr. No.	Section No.	A	B	T	Wt. Kg/16'	1	AT-4001	40.00	40.00	1.20	2.900	<p align="center">BIG OUTER</p>  <table border="1"> <thead> <tr> <th>Sr. No.</th> <th>Section No.</th> <th>A</th> <th>B</th> <th>T</th> <th>Wt. Kg/16'</th> </tr> </thead> <tbody> <tr> <td>1</td> <td>AT-4002</td> <td>40.00</td> <td>49.20</td> <td>1.20</td> <td>3.200</td> </tr> </tbody> </table>	Sr. No.	Section No.	A	B	T	Wt. Kg/16'	1	AT-4002	40.00	49.20	1.20	3.200	<p align="center">SMALL MULLION</p>  <table border="1"> <thead> <tr> <th>Sr. No.</th> <th>Section No.</th> <th>A</th> <th>B</th> <th>T</th> <th>Wt. Kg/16'</th> </tr> </thead> <tbody> <tr> <td>1</td> <td>AT-4003</td> <td>55.40</td> <td>40.00</td> <td>1.60</td> <td>3.300</td> </tr> </tbody> </table>	Sr. No.	Section No.	A	B	T	Wt. Kg/16'	1	AT-4003	55.40	40.00	1.60	3.300						
Sr. No.	Section No.	A	B	T	Wt. Kg/16'																																							
1	AT-4001	40.00	40.00	1.20	2.900																																							
Sr. No.	Section No.	A	B	T	Wt. Kg/16'																																							
1	AT-4002	40.00	49.20	1.20	3.200																																							
Sr. No.	Section No.	A	B	T	Wt. Kg/16'																																							
1	AT-4003	55.40	40.00	1.60	3.300																																							
<p align="center">SCREW BOX MULLION SMALL</p>  <table border="1"> <thead> <tr> <th>Sr. No.</th> <th>Section No.</th> <th>A</th> <th>B</th> <th>T</th> <th>Wt. Kg/16'</th> </tr> </thead> <tbody> <tr> <td>1</td> <td>AT-4004</td> <td>53.80</td> <td>40.00</td> <td>1.25</td> <td>3.600</td> </tr> </tbody> </table>	Sr. No.	Section No.	A	B	T	Wt. Kg/16'	1	AT-4004	53.80	40.00	1.25	3.600	<p align="center">MULLION BIG</p>  <table border="1"> <thead> <tr> <th>Sr. No.</th> <th>Section No.</th> <th>A</th> <th>B</th> <th>T</th> <th>Wt. Kg/16'</th> </tr> </thead> <tbody> <tr> <td>1</td> <td>AT-4005</td> <td>75.40</td> <td>40.00</td> <td>1.40</td> <td>4.300</td> </tr> </tbody> </table>	Sr. No.	Section No.	A	B	T	Wt. Kg/16'	1	AT-4005	75.40	40.00	1.40	4.300	<p align="center">SCREW BOX MULLION BIG</p>  <table border="1"> <thead> <tr> <th>Sr. No.</th> <th>Section No.</th> <th>A</th> <th>B</th> <th>T</th> <th>Wt. Kg/16'</th> </tr> </thead> <tbody> <tr> <td>1</td> <td>AT-4006</td> <td>70.40</td> <td>40.00</td> <td>1.30</td> <td>4.100</td> </tr> </tbody> </table>	Sr. No.	Section No.	A	B	T	Wt. Kg/16'	1	AT-4006	70.40	40.00	1.30	4.100						
Sr. No.	Section No.	A	B	T	Wt. Kg/16'																																							
1	AT-4004	53.80	40.00	1.25	3.600																																							
Sr. No.	Section No.	A	B	T	Wt. Kg/16'																																							
1	AT-4005	75.40	40.00	1.40	4.300																																							
Sr. No.	Section No.	A	B	T	Wt. Kg/16'																																							
1	AT-4006	70.40	40.00	1.30	4.100																																							
<p align="center">SHUTTER SMALL</p>  <table border="1"> <thead> <tr> <th>Sr. No.</th> <th>Section No.</th> <th>A</th> <th>B</th> <th>T</th> <th>Wt. Kg/16'</th> </tr> </thead> <tbody> <tr> <td>1</td> <td>AT-4007</td> <td>56.60</td> <td>40.00</td> <td>1.20</td> <td>3.400</td> </tr> </tbody> </table>	Sr. No.	Section No.	A	B	T	Wt. Kg/16'	1	AT-4007	56.60	40.00	1.20	3.400	<p align="center">SHUTTER BIG</p>  <table border="1"> <thead> <tr> <th>Sr. No.</th> <th>Section No.</th> <th>A</th> <th>B</th> <th>T</th> <th>Wt. Kg/16'</th> </tr> </thead> <tbody> <tr> <td>1</td> <td>AT-4008</td> <td>74.60</td> <td>40.00</td> <td>1.30</td> <td>4.300</td> </tr> </tbody> </table>	Sr. No.	Section No.	A	B	T	Wt. Kg/16'	1	AT-4008	74.60	40.00	1.30	4.300	<p align="center">CLIP LESS SHUTTER</p>  <table border="1"> <thead> <tr> <th>Sr. No.</th> <th>Section No.</th> <th>A</th> <th>B</th> <th>T</th> <th>Wt. Kg/16'</th> </tr> </thead> <tbody> <tr> <td>1</td> <td>AT-4009</td> <td>40.00</td> <td>51.40</td> <td>1.20</td> <td>3.600</td> </tr> <tr> <td>2</td> <td>AT-4010</td> <td>40.00</td> <td>62.00</td> <td>1.20</td> <td>4.000</td> </tr> </tbody> </table>	Sr. No.	Section No.	A	B	T	Wt. Kg/16'	1	AT-4009	40.00	51.40	1.20	3.600	2	AT-4010	40.00	62.00	1.20	4.000
Sr. No.	Section No.	A	B	T	Wt. Kg/16'																																							
1	AT-4007	56.60	40.00	1.20	3.400																																							
Sr. No.	Section No.	A	B	T	Wt. Kg/16'																																							
1	AT-4008	74.60	40.00	1.30	4.300																																							
Sr. No.	Section No.	A	B	T	Wt. Kg/16'																																							
1	AT-4009	40.00	51.40	1.20	3.600																																							
2	AT-4010	40.00	62.00	1.20	4.000																																							
<p align="center">DOOR BOTTOM</p>  <table border="1"> <thead> <tr> <th>Sr. No.</th> <th>Section No.</th> <th>A</th> <th>B</th> <th>T</th> <th>Wt. Kg/16'</th> </tr> </thead> <tbody> <tr> <td>1</td> <td>AT-4011</td> <td>101.00</td> <td>40.00</td> <td>1.70</td> <td>6.300</td> </tr> </tbody> </table>	Sr. No.	Section No.	A	B	T	Wt. Kg/16'	1	AT-4011	101.00	40.00	1.70	6.300	<p align="center">40MM EXTENDED OUTER</p>  <table border="1"> <thead> <tr> <th>Sr. No.</th> <th>Section No.</th> <th>A</th> <th>B</th> <th>Wt. Kg/16'</th> </tr> </thead> <tbody> <tr> <td>1</td> <td>AT-4012</td> <td>114.00</td> <td>48.00</td> <td>6.700</td> </tr> </tbody> </table>	Sr. No.	Section No.	A	B	Wt. Kg/16'	1	AT-4012	114.00	48.00	6.700	<p align="center">40MM EXTENDED MULLION</p>  <table border="1"> <thead> <tr> <th>Sr. No.</th> <th>Section No.</th> <th>A</th> <th>B</th> <th>Wt. Kg/16'</th> </tr> </thead> <tbody> <tr> <td>1</td> <td>AT-4013</td> <td>114.00</td> <td>70.20</td> <td>7.350</td> </tr> </tbody> </table>	Sr. No.	Section No.	A	B	Wt. Kg/16'	1	AT-4013	114.00	70.20	7.350										
Sr. No.	Section No.	A	B	T	Wt. Kg/16'																																							
1	AT-4011	101.00	40.00	1.70	6.300																																							
Sr. No.	Section No.	A	B	Wt. Kg/16'																																								
1	AT-4012	114.00	48.00	6.700																																								
Sr. No.	Section No.	A	B	Wt. Kg/16'																																								
1	AT-4013	114.00	70.20	7.350																																								

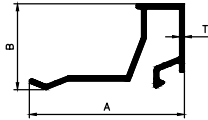
C-40 CASEMENT DOOR & WINDOW SERIES

SINGLE GLASS CLIP



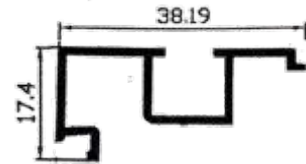
Sr. No.	Section No.	A	B	T	Wt. Kg/16'
1	AT-4014	32.50	17.60	1.10	1.200
2	AT-4015	32.50	21.8	1.05	1.200

DGU CLIP



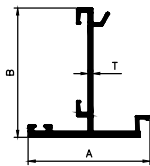
Sr. No.	Section No.	A	B	T	Wt. Kg/16'
1	AT-4016	32.20	17.60	1.00	0.950

LOUVER CLIP



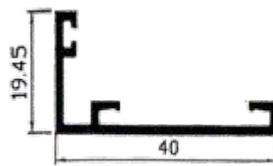
Sr. No.	Section No.	A	B	T	Wt. Kg/16'
1	AT-4017	38.19	17.40	1.00	1.100

INVERSION CLIP



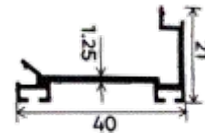
Sr. No.	Section No.	A	B	T	Wt. Kg/16'
1	AT-4018	37.00	40.00	1.40	2.800

GLAZING PLATE



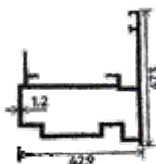
Sr. No.	Section No.	A	B	T	Wt. Kg/16'
1	AT-4019	40.00	17.40	1.20	1.250

DOOR BOTTOM CLIP



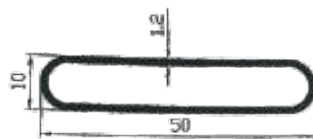
Sr. No.	Section No.	A	B	T	Wt. Kg/16'
1	AT-4020	40.00	21.00	1.25	1.300

FLY MULLION



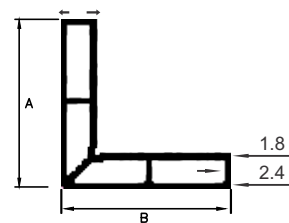
Sr. No.	Section No.	A	B	T	Wt. Kg/16'
1	AT-4021	42.90	47.30	1.30	3.300

LOUVER BLADE



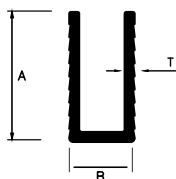
Sr. No.	Section No.	A	B	T	Wt. Kg/16'
1	AT-5024	50.00	10.00	1.10	1.650

MULTI WALL ANGLE



Sr. No.	Section No.	A	B	T	Wt. Kg/12'
1	AT-11010	38.00	38.00	2.40	2.900

MULLION CONNECTOR



Sr. No.	Section No.	A	B	T	Wt. Kg/12'
1	AT-11009	30.00	15.00	3.00	1.700

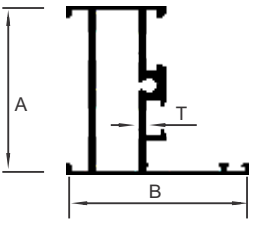
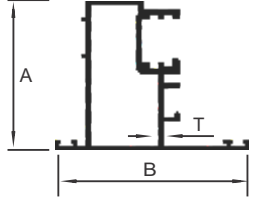
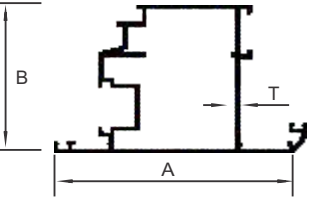
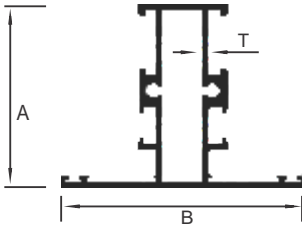
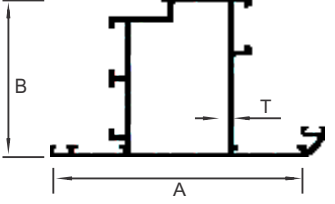
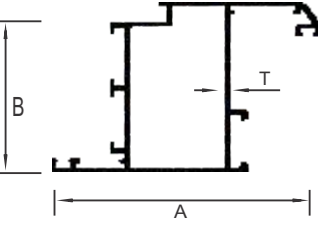
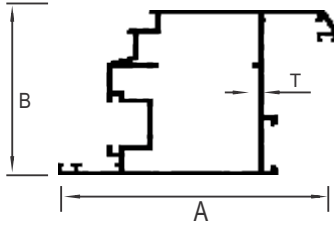
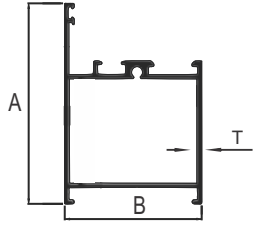
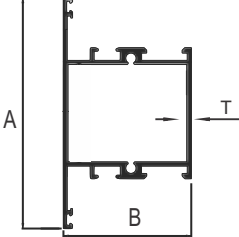
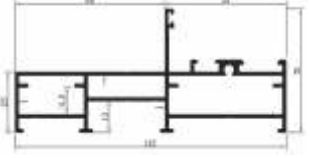
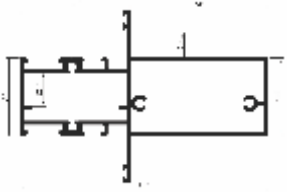

ALUWINDOOR[®]
Premium Aluminium Extrusions



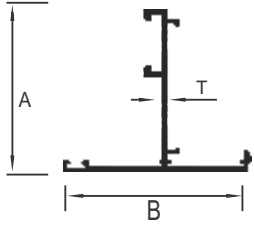
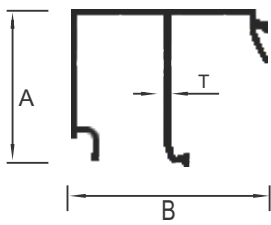
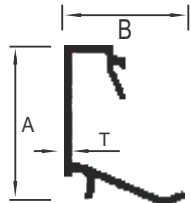

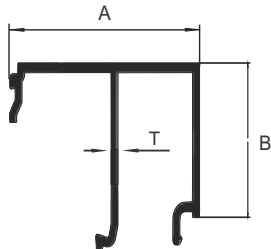
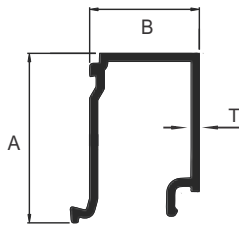
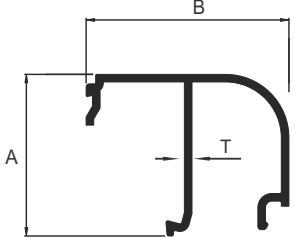
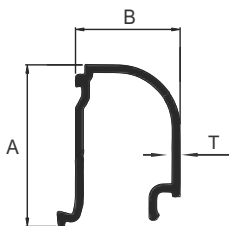
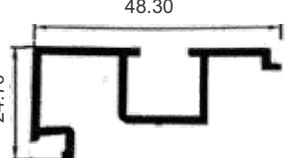
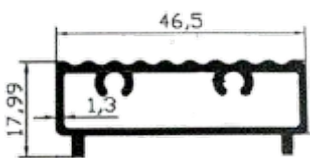
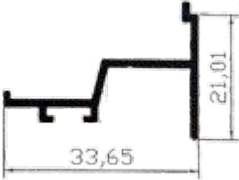

C-50

**CASEMENT
DOOR & WINDOW
SERIES**

C-50 CASEMENT DOOR & WINDOW SERIES

<p style="text-align: center;">OUTER SMALL</p>  <table border="1" data-bbox="124 645 550 712"> <thead> <tr> <th>Sr. No.</th> <th>Section No.</th> <th>A</th> <th>B</th> <th>T</th> <th>Wt. Kg/16'</th> </tr> </thead> <tbody> <tr> <td>1</td> <td>AT-5001</td> <td>50.00</td> <td>46.00</td> <td>1.50</td> <td>4.000</td> </tr> </tbody> </table>	Sr. No.	Section No.	A	B	T	Wt. Kg/16'	1	AT-5001	50.00	46.00	1.50	4.000	<p style="text-align: center;">FLY MULLION</p>  <table border="1" data-bbox="584 645 1010 712"> <thead> <tr> <th>Sr. No.</th> <th>Section No.</th> <th>A</th> <th>B</th> <th>T</th> <th>Wt. Kg/16'</th> </tr> </thead> <tbody> <tr> <td>1</td> <td>AT-5002</td> <td>53.53</td> <td>58.99</td> <td>1.40</td> <td>4.700</td> </tr> </tbody> </table>	Sr. No.	Section No.	A	B	T	Wt. Kg/16'	1	AT-5002	53.53	58.99	1.40	4.700	<p style="text-align: center;">DOOR SHUTTER OUTSIDE OPENABLE</p>  <table border="1" data-bbox="1046 645 1473 712"> <thead> <tr> <th>Sr. No.</th> <th>Section No.</th> <th>A</th> <th>B</th> <th>T</th> <th>Wt. Kg/16'</th> </tr> </thead> <tbody> <tr> <td>1</td> <td>AT-5003</td> <td>97.47</td> <td>58.00</td> <td>1.41</td> <td>7.100</td> </tr> </tbody> </table>	Sr. No.	Section No.	A	B	T	Wt. Kg/16'	1	AT-5003	97.47	58.00	1.41	7.100
Sr. No.	Section No.	A	B	T	Wt. Kg/16'																																	
1	AT-5001	50.00	46.00	1.50	4.000																																	
Sr. No.	Section No.	A	B	T	Wt. Kg/16'																																	
1	AT-5002	53.53	58.99	1.40	4.700																																	
Sr. No.	Section No.	A	B	T	Wt. Kg/16'																																	
1	AT-5003	97.47	58.00	1.41	7.100																																	
<p style="text-align: center;">MULLION</p>  <table border="1" data-bbox="124 1070 550 1137"> <thead> <tr> <th>Sr. No.</th> <th>Section No.</th> <th>A</th> <th>B</th> <th>T</th> <th>Wt. Kg/16'</th> </tr> </thead> <tbody> <tr> <td>1</td> <td>AT-5004</td> <td>50.00</td> <td>66.00</td> <td>1.50</td> <td>4.950</td> </tr> </tbody> </table>	Sr. No.	Section No.	A	B	T	Wt. Kg/16'	1	AT-5004	50.00	66.00	1.50	4.950	<p style="text-align: center;">OUTSIDE OPENABLE WINDOW SHUTTER</p>  <table border="1" data-bbox="584 1070 1010 1137"> <thead> <tr> <th>Sr. No.</th> <th>Section No.</th> <th>A</th> <th>B</th> <th>T</th> <th>Wt. Kg/16'</th> </tr> </thead> <tbody> <tr> <td>1</td> <td>AT-5005</td> <td>78.15</td> <td>58.00</td> <td>1.52</td> <td>5.650</td> </tr> </tbody> </table>	Sr. No.	Section No.	A	B	T	Wt. Kg/16'	1	AT-5005	78.15	58.00	1.52	5.650	<p style="text-align: center;">INSIDE OPENABLE WINDOW SHUTTER</p>  <table border="1" data-bbox="1046 1070 1473 1137"> <thead> <tr> <th>Sr. No.</th> <th>Section No.</th> <th>A</th> <th>B</th> <th>T</th> <th>Wt. Kg/16'</th> </tr> </thead> <tbody> <tr> <td>1</td> <td>AT-5006</td> <td>78.15</td> <td>58.00</td> <td>1.52</td> <td>5.650</td> </tr> </tbody> </table>	Sr. No.	Section No.	A	B	T	Wt. Kg/16'	1	AT-5006	78.15	58.00	1.52	5.650
Sr. No.	Section No.	A	B	T	Wt. Kg/16'																																	
1	AT-5004	50.00	66.00	1.50	4.950																																	
Sr. No.	Section No.	A	B	T	Wt. Kg/16'																																	
1	AT-5005	78.15	58.00	1.52	5.650																																	
Sr. No.	Section No.	A	B	T	Wt. Kg/16'																																	
1	AT-5006	78.15	58.00	1.52	5.650																																	
<p style="text-align: center;">DOOR SHUTTER INSIDE OPENABLE</p>  <table border="1" data-bbox="124 1505 550 1572"> <thead> <tr> <th>Sr. No.</th> <th>Section No.</th> <th>A</th> <th>B</th> <th>T</th> <th>Wt. Kg/16'</th> </tr> </thead> <tbody> <tr> <td>1</td> <td>AT-5007</td> <td>97.47</td> <td>58.00</td> <td>1.41</td> <td>7.100</td> </tr> </tbody> </table>	Sr. No.	Section No.	A	B	T	Wt. Kg/16'	1	AT-5007	97.47	58.00	1.41	7.100	<p style="text-align: center;">BIG OUTER</p>  <table border="1" data-bbox="584 1505 1010 1572"> <thead> <tr> <th>Sr. No.</th> <th>Section No.</th> <th>A</th> <th>B</th> <th>T</th> <th>Wt. Kg/16'</th> </tr> </thead> <tbody> <tr> <td>1</td> <td>AT-5008</td> <td>67.50</td> <td>50.00</td> <td>1.80</td> <td>4.900</td> </tr> </tbody> </table>	Sr. No.	Section No.	A	B	T	Wt. Kg/16'	1	AT-5008	67.50	50.00	1.80	4.900	<p style="text-align: center;">BIG MULLION</p>  <table border="1" data-bbox="1046 1505 1473 1572"> <thead> <tr> <th>Sr. No.</th> <th>Section No.</th> <th>A</th> <th>B</th> <th>T</th> <th>Wt. Kg/16'</th> </tr> </thead> <tbody> <tr> <td>1</td> <td>AT-5009</td> <td>90.50</td> <td>50.00</td> <td>1.80</td> <td>5.700</td> </tr> </tbody> </table>	Sr. No.	Section No.	A	B	T	Wt. Kg/16'	1	AT-5009	90.50	50.00	1.80	5.700
Sr. No.	Section No.	A	B	T	Wt. Kg/16'																																	
1	AT-5007	97.47	58.00	1.41	7.100																																	
Sr. No.	Section No.	A	B	T	Wt. Kg/16'																																	
1	AT-5008	67.50	50.00	1.80	4.900																																	
Sr. No.	Section No.	A	B	T	Wt. Kg/16'																																	
1	AT-5009	90.50	50.00	1.80	5.700																																	
<p style="text-align: center;">EXTENDED OUTER</p>  <table border="1" data-bbox="124 1930 550 1998"> <thead> <tr> <th>Sr. No.</th> <th>Section No.</th> <th>A</th> <th>B</th> <th>T</th> <th>Wt. Kg/16'</th> </tr> </thead> <tbody> <tr> <td>1</td> <td>AT-5010</td> <td>112.00</td> <td>51.00</td> <td>1.45</td> <td>7.700</td> </tr> </tbody> </table>	Sr. No.	Section No.	A	B	T	Wt. Kg/16'	1	AT-5010	112.00	51.00	1.45	7.700	<p style="text-align: center;">EXTENDED MULLION</p>  <table border="1" data-bbox="584 1930 1010 1998"> <thead> <tr> <th>Sr. No.</th> <th>Section No.</th> <th>A</th> <th>B</th> <th>T</th> <th>Wt. Kg/16'</th> </tr> </thead> <tbody> <tr> <td>1</td> <td>AT-5011</td> <td>112.00</td> <td>77.00</td> <td>1.45</td> <td>9.100</td> </tr> </tbody> </table>	Sr. No.	Section No.	A	B	T	Wt. Kg/16'	1	AT-5011	112.00	77.00	1.45	9.100	<p style="text-align: center;">WIRE MESH SHUTTER</p>  <table border="1" data-bbox="1046 1930 1473 1998"> <thead> <tr> <th>Sr. No.</th> <th>Section No.</th> <th>A</th> <th>B</th> <th>T</th> <th>Wt. Kg/16'</th> </tr> </thead> <tbody> <tr> <td>1</td> <td>AT-5012</td> <td>60.00</td> <td>29.20</td> <td>1.20</td> <td>3.300</td> </tr> </tbody> </table>	Sr. No.	Section No.	A	B	T	Wt. Kg/16'	1	AT-5012	60.00	29.20	1.20	3.300
Sr. No.	Section No.	A	B	T	Wt. Kg/16'																																	
1	AT-5010	112.00	51.00	1.45	7.700																																	
Sr. No.	Section No.	A	B	T	Wt. Kg/16'																																	
1	AT-5011	112.00	77.00	1.45	9.100																																	
Sr. No.	Section No.	A	B	T	Wt. Kg/16'																																	
1	AT-5012	60.00	29.20	1.20	3.300																																	

C-50 CASEMENT DOOR & WINDOW SERIES

<p style="text-align: center;">INVERSION CLIP</p>  <table border="1" data-bbox="124 656 550 723"> <thead> <tr> <th>Sr. No.</th> <th>Section No.</th> <th>A</th> <th>B</th> <th>T</th> <th>Wt. Kg/16'</th> </tr> </thead> <tbody> <tr> <td>1</td> <td>AT-5013</td> <td>50.00</td> <td>49.68</td> <td>1.50</td> <td>2.500</td> </tr> </tbody> </table>	Sr. No.	Section No.	A	B	T	Wt. Kg/16'	1	AT-5013	50.00	49.68	1.50	2.500	<p style="text-align: center;">CLIP</p>  <table border="1" data-bbox="584 656 1010 723"> <thead> <tr> <th>Sr. No.</th> <th>Section No.</th> <th>A</th> <th>B</th> <th>T</th> <th>Wt. Kg/16'</th> </tr> </thead> <tbody> <tr> <td>1</td> <td>AT-5014</td> <td>25.70</td> <td>32.25</td> <td>1.20</td> <td>1.500</td> </tr> </tbody> </table>	Sr. No.	Section No.	A	B	T	Wt. Kg/16'	1	AT-5014	25.70	32.25	1.20	1.500	<p style="text-align: center;">DGU CLIP</p>  <table border="1" data-bbox="1038 656 1481 723"> <thead> <tr> <th>Sr. No.</th> <th>Section No.</th> <th>A</th> <th>B</th> <th>T</th> <th>Wt. Kg/16'</th> </tr> </thead> <tbody> <tr> <td>1</td> <td>AT-5015</td> <td>25.60</td> <td>19.33</td> <td>1.20</td> <td>1.100</td> </tr> </tbody> </table>	Sr. No.	Section No.	A	B	T	Wt. Kg/16'	1	AT-5015	25.60	19.33	1.20	1.100
Sr. No.	Section No.	A	B	T	Wt. Kg/16'																																	
1	AT-5013	50.00	49.68	1.50	2.500																																	
Sr. No.	Section No.	A	B	T	Wt. Kg/16'																																	
1	AT-5014	25.70	32.25	1.20	1.500																																	
Sr. No.	Section No.	A	B	T	Wt. Kg/16'																																	
1	AT-5015	25.60	19.33	1.20	1.100																																	
<p style="text-align: center;">GLAZING PLATE</p>  <table border="1" data-bbox="124 1081 550 1149"> <thead> <tr> <th>Sr. No.</th> <th>Section No.</th> <th>A</th> <th>B</th> <th>T</th> <th>Wt. Kg/16'</th> </tr> </thead> <tbody> <tr> <td>1</td> <td>AT-5016</td> <td>50.00</td> <td>22.20</td> <td>1.2</td> <td>1.500</td> </tr> </tbody> </table>	Sr. No.	Section No.	A	B	T	Wt. Kg/16'	1	AT-5016	50.00	22.20	1.2	1.500	<p style="text-align: center;">CLIP</p>  <table border="1" data-bbox="584 1081 1010 1149"> <thead> <tr> <th>Sr. No.</th> <th>Section No.</th> <th>A</th> <th>B</th> <th>T</th> <th>Wt. Kg/16'</th> </tr> </thead> <tbody> <tr> <td>1</td> <td>AT-5017</td> <td>16.50</td> <td>20.80</td> <td>1.20</td> <td>1.040</td> </tr> </tbody> </table>	Sr. No.	Section No.	A	B	T	Wt. Kg/16'	1	AT-5017	16.50	20.80	1.20	1.040	<p style="text-align: center;">CLIP</p>  <table border="1" data-bbox="1038 1081 1481 1149"> <thead> <tr> <th>Sr. No.</th> <th>Section No.</th> <th>A</th> <th>B</th> <th>T</th> <th>Wt. Kg/16'</th> </tr> </thead> <tbody> <tr> <td>1</td> <td>AT-5018</td> <td>25.50</td> <td>16.50</td> <td>1.20</td> <td>1.120</td> </tr> </tbody> </table>	Sr. No.	Section No.	A	B	T	Wt. Kg/16'	1	AT-5018	25.50	16.50	1.20	1.120
Sr. No.	Section No.	A	B	T	Wt. Kg/16'																																	
1	AT-5016	50.00	22.20	1.2	1.500																																	
Sr. No.	Section No.	A	B	T	Wt. Kg/16'																																	
1	AT-5017	16.50	20.80	1.20	1.040																																	
Sr. No.	Section No.	A	B	T	Wt. Kg/16'																																	
1	AT-5018	25.50	16.50	1.20	1.120																																	
<p style="text-align: center;">CLIP</p>  <table border="1" data-bbox="124 1514 550 1581"> <thead> <tr> <th>Sr. No.</th> <th>Section No.</th> <th>A</th> <th>B</th> <th>T</th> <th>Wt. Kg/16'</th> </tr> </thead> <tbody> <tr> <td>1</td> <td>AT-5019</td> <td>25.50</td> <td>32.00</td> <td>1.20</td> <td>1.40</td> </tr> </tbody> </table>	Sr. No.	Section No.	A	B	T	Wt. Kg/16'	1	AT-5019	25.50	32.00	1.20	1.40	<p style="text-align: center;">CLIP</p>  <table border="1" data-bbox="584 1514 1010 1581"> <thead> <tr> <th>Sr. No.</th> <th>Section No.</th> <th>A</th> <th>B</th> <th>T</th> <th>Wt. Kg/16'</th> </tr> </thead> <tbody> <tr> <td>1</td> <td>AT-5020</td> <td>25.50</td> <td>16.50</td> <td>1.20</td> <td>1.060</td> </tr> </tbody> </table>	Sr. No.	Section No.	A	B	T	Wt. Kg/16'	1	AT-5020	25.50	16.50	1.20	1.060	<p style="text-align: center;">LOUVER CLIP</p>  <table border="1" data-bbox="1038 1514 1481 1581"> <thead> <tr> <th>Sr. No.</th> <th>Section No.</th> <th>A</th> <th>B</th> <th>T</th> <th>Wt. Kg/16'</th> </tr> </thead> <tbody> <tr> <td>1</td> <td>AT-5021</td> <td>48.30</td> <td>24.70</td> <td>1.10</td> <td>1.700</td> </tr> </tbody> </table>	Sr. No.	Section No.	A	B	T	Wt. Kg/16'	1	AT-5021	48.30	24.70	1.10	1.700
Sr. No.	Section No.	A	B	T	Wt. Kg/16'																																	
1	AT-5019	25.50	32.00	1.20	1.40																																	
Sr. No.	Section No.	A	B	T	Wt. Kg/16'																																	
1	AT-5020	25.50	16.50	1.20	1.060																																	
Sr. No.	Section No.	A	B	T	Wt. Kg/16'																																	
1	AT-5021	48.30	24.70	1.10	1.700																																	
<p style="text-align: center;">THRESHOLD</p>  <table border="1" data-bbox="124 1939 550 2007"> <thead> <tr> <th>Sr. No.</th> <th>Section No.</th> <th>A</th> <th>B</th> <th>T</th> <th>Wt. Kg/16'</th> </tr> </thead> <tbody> <tr> <td>1</td> <td>AT-5022</td> <td>46.50</td> <td>17.99</td> <td>1.30</td> <td>3.050</td> </tr> </tbody> </table>	Sr. No.	Section No.	A	B	T	Wt. Kg/16'	1	AT-5022	46.50	17.99	1.30	3.050	<p style="text-align: center;">CLIP</p>  <table border="1" data-bbox="584 1939 1010 2007"> <thead> <tr> <th>Sr. No.</th> <th>Section No.</th> <th>A</th> <th>B</th> <th>T</th> <th>Wt. Kg/16'</th> </tr> </thead> <tbody> <tr> <td>1</td> <td>AT-5023</td> <td>25.50</td> <td>16.50</td> <td>1.20</td> <td>1.060</td> </tr> </tbody> </table>	Sr. No.	Section No.	A	B	T	Wt. Kg/16'	1	AT-5023	25.50	16.50	1.20	1.060	<p style="text-align: center;">LOUVER BLADE</p>  <table border="1" data-bbox="1038 1939 1481 2007"> <thead> <tr> <th>Sr. No.</th> <th>Section No.</th> <th>A</th> <th>B</th> <th>T</th> <th>Wt. Kg/16'</th> </tr> </thead> <tbody> <tr> <td>1</td> <td>AT-5024</td> <td>50.00</td> <td>10.00</td> <td>1.10</td> <td>1.650</td> </tr> </tbody> </table>	Sr. No.	Section No.	A	B	T	Wt. Kg/16'	1	AT-5024	50.00	10.00	1.10	1.650
Sr. No.	Section No.	A	B	T	Wt. Kg/16'																																	
1	AT-5022	46.50	17.99	1.30	3.050																																	
Sr. No.	Section No.	A	B	T	Wt. Kg/16'																																	
1	AT-5023	25.50	16.50	1.20	1.060																																	
Sr. No.	Section No.	A	B	T	Wt. Kg/16'																																	
1	AT-5024	50.00	10.00	1.10	1.650																																	

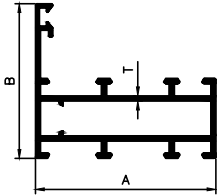
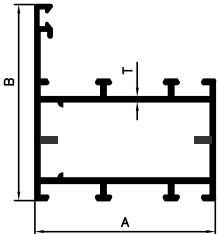
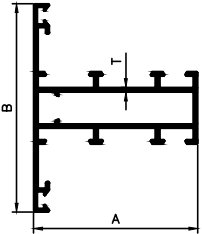
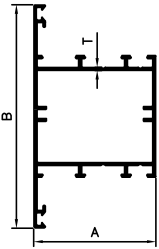
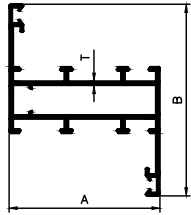
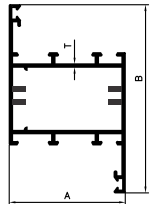
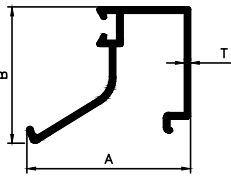
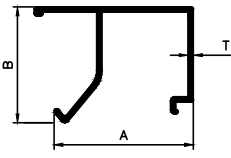
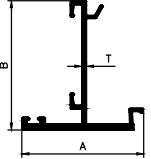
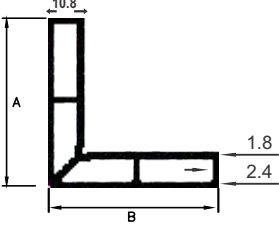
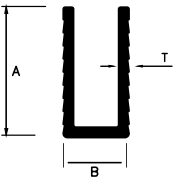
ALUWINDOOR[®]
Premium Aluminium Extrusions



C-52

**CASEMENT
DOOR & WINDOW
SERIES**

C-52 CASEMENT WINDOW & DOOR SERIES

<p style="text-align: center;">OUTER</p>  <table border="1" data-bbox="124 645 550 712"> <thead> <tr> <th>Sr. No.</th> <th>Section No.</th> <th>A</th> <th>B</th> <th>T</th> <th>Wt. Kg/16'</th> </tr> </thead> <tbody> <tr> <td>1</td> <td>AT-5201</td> <td>52.00</td> <td>45.90</td> <td>1.50</td> <td>3.900</td> </tr> </tbody> </table>	Sr. No.	Section No.	A	B	T	Wt. Kg/16'	1	AT-5201	52.00	45.90	1.50	3.900	<p style="text-align: center;">BIG OUTER</p>  <table border="1" data-bbox="584 645 1010 712"> <thead> <tr> <th>Sr. No.</th> <th>Section No.</th> <th>A</th> <th>B</th> <th>T</th> <th>Wt. Kg/16'</th> </tr> </thead> <tbody> <tr> <td>1</td> <td>AT-5202</td> <td>52.00</td> <td>59.10</td> <td>1.50</td> <td>5.000</td> </tr> </tbody> </table>	Sr. No.	Section No.	A	B	T	Wt. Kg/16'	1	AT-5202	52.00	59.10	1.50	5.000	<p style="text-align: center;">MULLION</p>  <table border="1" data-bbox="1046 645 1473 712"> <thead> <tr> <th>Sr. No.</th> <th>Section No.</th> <th>A</th> <th>B</th> <th>T</th> <th>Wt. Kg/16'</th> </tr> </thead> <tbody> <tr> <td>1</td> <td>AT-5203</td> <td>52.00</td> <td>72.10</td> <td>1.50</td> <td>5.000</td> </tr> </tbody> </table>	Sr. No.	Section No.	A	B	T	Wt. Kg/16'	1	AT-5203	52.00	72.10	1.50	5.000
Sr. No.	Section No.	A	B	T	Wt. Kg/16'																																	
1	AT-5201	52.00	45.90	1.50	3.900																																	
Sr. No.	Section No.	A	B	T	Wt. Kg/16'																																	
1	AT-5202	52.00	59.10	1.50	5.000																																	
Sr. No.	Section No.	A	B	T	Wt. Kg/16'																																	
1	AT-5203	52.00	72.10	1.50	5.000																																	
<p style="text-align: center;">BIG MULLION</p>  <table border="1" data-bbox="124 1070 550 1137"> <thead> <tr> <th>Sr. No.</th> <th>Section No.</th> <th>A</th> <th>B</th> <th>T</th> <th>Wt. Kg/16'</th> </tr> </thead> <tbody> <tr> <td>1</td> <td>AT-5204</td> <td>52.60</td> <td>95.00</td> <td>1.50</td> <td>6.300</td> </tr> </tbody> </table>	Sr. No.	Section No.	A	B	T	Wt. Kg/16'	1	AT-5204	52.60	95.00	1.50	6.300	<p style="text-align: center;">SHUTTER</p>  <table border="1" data-bbox="584 1070 1010 1137"> <thead> <tr> <th>Sr. No.</th> <th>Section No.</th> <th>A</th> <th>B</th> <th>T</th> <th>Wt. Kg/16'</th> </tr> </thead> <tbody> <tr> <td>1</td> <td>AT-5205</td> <td>52.00</td> <td>67.60</td> <td>1.50</td> <td>5.000</td> </tr> </tbody> </table>	Sr. No.	Section No.	A	B	T	Wt. Kg/16'	1	AT-5205	52.00	67.60	1.50	5.000	<p style="text-align: center;">BIG SHUTTER</p>  <table border="1" data-bbox="1046 1070 1473 1137"> <thead> <tr> <th>Sr. No.</th> <th>Section No.</th> <th>A</th> <th>B</th> <th>T</th> <th>Wt. Kg/16'</th> </tr> </thead> <tbody> <tr> <td>1</td> <td>AT-5206</td> <td>52.00</td> <td>95.20</td> <td>1.50</td> <td>6.300</td> </tr> </tbody> </table>	Sr. No.	Section No.	A	B	T	Wt. Kg/16'	1	AT-5206	52.00	95.20	1.50	6.300
Sr. No.	Section No.	A	B	T	Wt. Kg/16'																																	
1	AT-5204	52.60	95.00	1.50	6.300																																	
Sr. No.	Section No.	A	B	T	Wt. Kg/16'																																	
1	AT-5205	52.00	67.60	1.50	5.000																																	
Sr. No.	Section No.	A	B	T	Wt. Kg/16'																																	
1	AT-5206	52.00	95.20	1.50	6.300																																	
<p style="text-align: center;">DGU CLIP</p>  <table border="1" data-bbox="124 1505 550 1572"> <thead> <tr> <th>Sr. No.</th> <th>Section No.</th> <th>A</th> <th>B</th> <th>T</th> <th>Wt. Kg/16'</th> </tr> </thead> <tbody> <tr> <td>1</td> <td>AT-5207</td> <td>31.60</td> <td>24.30</td> <td>1.30</td> <td>1.300</td> </tr> </tbody> </table>	Sr. No.	Section No.	A	B	T	Wt. Kg/16'	1	AT-5207	31.60	24.30	1.30	1.300	<p style="text-align: center;">CLIP</p>  <table border="1" data-bbox="584 1505 1010 1572"> <thead> <tr> <th>Sr. No.</th> <th>Section No.</th> <th>A</th> <th>B</th> <th>T</th> <th>Wt. Kg/16'</th> </tr> </thead> <tbody> <tr> <td>1</td> <td>AT-5208</td> <td>75.00</td> <td>25.00</td> <td>0.69</td> <td>1.450</td> </tr> </tbody> </table>	Sr. No.	Section No.	A	B	T	Wt. Kg/16'	1	AT-5208	75.00	25.00	0.69	1.450	<p style="text-align: center;">INVERSION CLIP</p>  <table border="1" data-bbox="1046 1505 1473 1572"> <thead> <tr> <th>Sr. No.</th> <th>Section No.</th> <th>A</th> <th>B</th> <th>T</th> <th>Wt. Kg/16'</th> </tr> </thead> <tbody> <tr> <td>1</td> <td>AT-5209</td> <td>43.90</td> <td>52.00</td> <td>1.40</td> <td>2.400</td> </tr> </tbody> </table>	Sr. No.	Section No.	A	B	T	Wt. Kg/16'	1	AT-5209	43.90	52.00	1.40	2.400
Sr. No.	Section No.	A	B	T	Wt. Kg/16'																																	
1	AT-5207	31.60	24.30	1.30	1.300																																	
Sr. No.	Section No.	A	B	T	Wt. Kg/16'																																	
1	AT-5208	75.00	25.00	0.69	1.450																																	
Sr. No.	Section No.	A	B	T	Wt. Kg/16'																																	
1	AT-5209	43.90	52.00	1.40	2.400																																	
<p style="text-align: center;">MULTI WALL ANGLE</p>  <table border="1" data-bbox="124 1930 550 1998"> <thead> <tr> <th>Sr. No.</th> <th>Section No.</th> <th>A</th> <th>B</th> <th>T</th> <th>Wt. Kg/12'</th> </tr> </thead> <tbody> <tr> <td>1</td> <td>AT-11010</td> <td>38.00</td> <td>38.00</td> <td>2.40</td> <td>3.000</td> </tr> </tbody> </table>	Sr. No.	Section No.	A	B	T	Wt. Kg/12'	1	AT-11010	38.00	38.00	2.40	3.000	<p style="text-align: center;">MULLION CONNECTOR</p>  <table border="1" data-bbox="584 1930 1010 1998"> <thead> <tr> <th>Sr. No.</th> <th>Section No.</th> <th>A</th> <th>B</th> <th>T</th> <th>Wt. Kg/12'</th> </tr> </thead> <tbody> <tr> <td>1</td> <td>AT-11009</td> <td>30.00</td> <td>15.00</td> <td>3.00</td> <td>1.800</td> </tr> </tbody> </table>	Sr. No.	Section No.	A	B	T	Wt. Kg/12'	1	AT-11009	30.00	15.00	3.00	1.800													
Sr. No.	Section No.	A	B	T	Wt. Kg/12'																																	
1	AT-11010	38.00	38.00	2.40	3.000																																	
Sr. No.	Section No.	A	B	T	Wt. Kg/12'																																	
1	AT-11009	30.00	15.00	3.00	1.800																																	

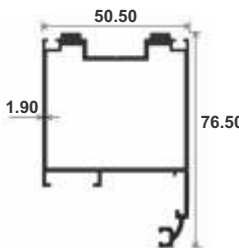
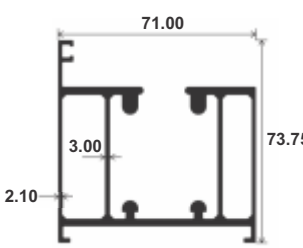
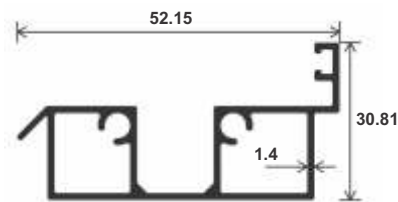
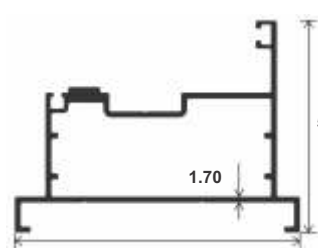
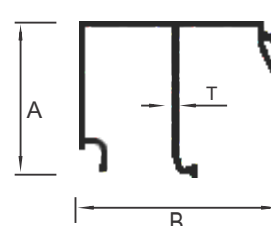
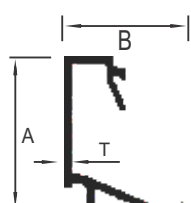
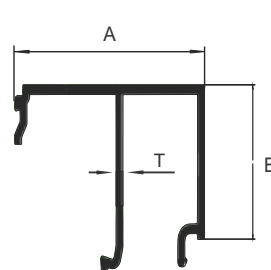
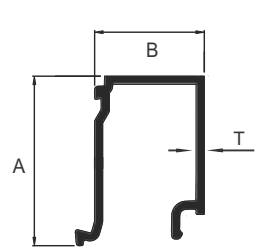
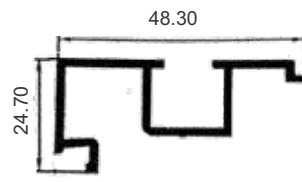
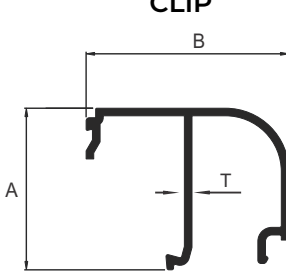
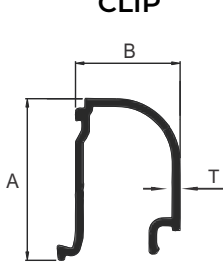

ALUWINDOOR[®]
Premium Aluminium Extrusions



SF-50

**SLIDING
FOLDING
SERIES**

SF-50 SLIDING FOLDING SERIES

<p>SHUTTER PROFILE</p>  <table border="1"> <thead> <tr> <th>Sr. No.</th> <th>Section No.</th> <th>A</th> <th>B</th> <th>T</th> <th>Wt. Kg/16'</th> </tr> </thead> <tbody> <tr> <td>1</td> <td>AT-10001</td> <td>50.50</td> <td>76.50</td> <td>1.90</td> <td>7.150</td> </tr> </tbody> </table>	Sr. No.	Section No.	A	B	T	Wt. Kg/16'	1	AT-10001	50.50	76.50	1.90	7.150	<p>TOP CHANNEL</p>  <table border="1"> <thead> <tr> <th>Sr. No.</th> <th>Section No.</th> <th>A</th> <th>B</th> <th>T</th> <th>Wt. Kg/16'</th> </tr> </thead> <tbody> <tr> <td>1</td> <td>AT-10002</td> <td>71.00</td> <td>73.75</td> <td>2.10</td> <td>14.200</td> </tr> </tbody> </table>	Sr. No.	Section No.	A	B	T	Wt. Kg/16'	1	AT-10002	71.00	73.75	2.10	14.200	<p>BOTTOM CHANNEL</p>  <table border="1"> <thead> <tr> <th>Sr. No.</th> <th>Section No.</th> <th>A</th> <th>B</th> <th>T</th> <th>Wt. Kg/16'</th> </tr> </thead> <tbody> <tr> <td>1</td> <td>AT-10003</td> <td>52.15</td> <td>30.81</td> <td>1.40</td> <td>4.350</td> </tr> </tbody> </table>	Sr. No.	Section No.	A	B	T	Wt. Kg/16'	1	AT-10003	52.15	30.81	1.40	4.350
Sr. No.	Section No.	A	B	T	Wt. Kg/16'																																	
1	AT-10001	50.50	76.50	1.90	7.150																																	
Sr. No.	Section No.	A	B	T	Wt. Kg/16'																																	
1	AT-10002	71.00	73.75	2.10	14.200																																	
Sr. No.	Section No.	A	B	T	Wt. Kg/16'																																	
1	AT-10003	52.15	30.81	1.40	4.350																																	
<p>SIDE CHANNEL</p>  <table border="1"> <thead> <tr> <th>Sr. No.</th> <th>Section No.</th> <th>A</th> <th>B</th> <th>T</th> <th>Wt. Kg/16'</th> </tr> </thead> <tbody> <tr> <td>1</td> <td>AT-10004</td> <td>71.00</td> <td>52.50</td> <td>1.70</td> <td>5.950</td> </tr> </tbody> </table>	Sr. No.	Section No.	A	B	T	Wt. Kg/16'	1	AT-10004	71.00	52.50	1.70	5.950	<p>CLIP</p>  <table border="1"> <thead> <tr> <th>Sr. No.</th> <th>Section No.</th> <th>A</th> <th>B</th> <th>T</th> <th>Wt. Kg/16'</th> </tr> </thead> <tbody> <tr> <td>1</td> <td>AT-5014</td> <td>25.70</td> <td>32.25</td> <td>1.20</td> <td>1.500</td> </tr> </tbody> </table>	Sr. No.	Section No.	A	B	T	Wt. Kg/16'	1	AT-5014	25.70	32.25	1.20	1.500	<p>DGU CLIP</p>  <table border="1"> <thead> <tr> <th>Sr. No.</th> <th>Section No.</th> <th>A</th> <th>B</th> <th>T</th> <th>Wt. Kg/16'</th> </tr> </thead> <tbody> <tr> <td>1</td> <td>AT-5015</td> <td>25.60</td> <td>19.33</td> <td>1.20</td> <td>1.100</td> </tr> </tbody> </table>	Sr. No.	Section No.	A	B	T	Wt. Kg/16'	1	AT-5015	25.60	19.33	1.20	1.100
Sr. No.	Section No.	A	B	T	Wt. Kg/16'																																	
1	AT-10004	71.00	52.50	1.70	5.950																																	
Sr. No.	Section No.	A	B	T	Wt. Kg/16'																																	
1	AT-5014	25.70	32.25	1.20	1.500																																	
Sr. No.	Section No.	A	B	T	Wt. Kg/16'																																	
1	AT-5015	25.60	19.33	1.20	1.100																																	
<p>CLIP</p>  <table border="1"> <thead> <tr> <th>Sr. No.</th> <th>Section No.</th> <th>A</th> <th>B</th> <th>T</th> <th>Wt. Kg/16'</th> </tr> </thead> <tbody> <tr> <td>1</td> <td>AT-5017</td> <td>16.50</td> <td>20.80</td> <td>1.20</td> <td>1.040</td> </tr> </tbody> </table>	Sr. No.	Section No.	A	B	T	Wt. Kg/16'	1	AT-5017	16.50	20.80	1.20	1.040	<p>CLIP</p>  <table border="1"> <thead> <tr> <th>Sr. No.</th> <th>Section No.</th> <th>A</th> <th>B</th> <th>T</th> <th>Wt. Kg/16'</th> </tr> </thead> <tbody> <tr> <td>1</td> <td>AT-5018</td> <td>25.50</td> <td>16.50</td> <td>1.20</td> <td>1.120</td> </tr> </tbody> </table>	Sr. No.	Section No.	A	B	T	Wt. Kg/16'	1	AT-5018	25.50	16.50	1.20	1.120	<p>LOUVER CLIP</p>  <table border="1"> <thead> <tr> <th>Sr. No.</th> <th>Section No.</th> <th>A</th> <th>B</th> <th>T</th> <th>Wt. Kg/16'</th> </tr> </thead> <tbody> <tr> <td>1</td> <td>AT-5021</td> <td>48.30</td> <td>24.70</td> <td>1.10</td> <td>1.700</td> </tr> </tbody> </table>	Sr. No.	Section No.	A	B	T	Wt. Kg/16'	1	AT-5021	48.30	24.70	1.10	1.700
Sr. No.	Section No.	A	B	T	Wt. Kg/16'																																	
1	AT-5017	16.50	20.80	1.20	1.040																																	
Sr. No.	Section No.	A	B	T	Wt. Kg/16'																																	
1	AT-5018	25.50	16.50	1.20	1.120																																	
Sr. No.	Section No.	A	B	T	Wt. Kg/16'																																	
1	AT-5021	48.30	24.70	1.10	1.700																																	
<p>CLIP</p>  <table border="1"> <thead> <tr> <th>Sr. No.</th> <th>Section No.</th> <th>A</th> <th>B</th> <th>T</th> <th>Wt. Kg/16'</th> </tr> </thead> <tbody> <tr> <td>1</td> <td>AT-5019</td> <td>25.50</td> <td>32.00</td> <td>1.20</td> <td>1.40</td> </tr> </tbody> </table>	Sr. No.	Section No.	A	B	T	Wt. Kg/16'	1	AT-5019	25.50	32.00	1.20	1.40	<p>CLIP</p>  <table border="1"> <thead> <tr> <th>Sr. No.</th> <th>Section No.</th> <th>A</th> <th>B</th> <th>T</th> <th>Wt. Kg/16'</th> </tr> </thead> <tbody> <tr> <td>1</td> <td>AT-5020</td> <td>25.50</td> <td>16.50</td> <td>1.20</td> <td>1.060</td> </tr> </tbody> </table>	Sr. No.	Section No.	A	B	T	Wt. Kg/16'	1	AT-5020	25.50	16.50	1.20	1.060	<p>LOUVER BLADE</p>  <table border="1"> <thead> <tr> <th>Sr. No.</th> <th>Section No.</th> <th>A</th> <th>B</th> <th>T</th> <th>Wt. Kg/16'</th> </tr> </thead> <tbody> <tr> <td>1</td> <td>AT-5024</td> <td>50.00</td> <td>10.00</td> <td>1.10</td> <td>1.650</td> </tr> </tbody> </table>	Sr. No.	Section No.	A	B	T	Wt. Kg/16'	1	AT-5024	50.00	10.00	1.10	1.650
Sr. No.	Section No.	A	B	T	Wt. Kg/16'																																	
1	AT-5019	25.50	32.00	1.20	1.40																																	
Sr. No.	Section No.	A	B	T	Wt. Kg/16'																																	
1	AT-5020	25.50	16.50	1.20	1.060																																	
Sr. No.	Section No.	A	B	T	Wt. Kg/16'																																	
1	AT-5024	50.00	10.00	1.10	1.650																																	

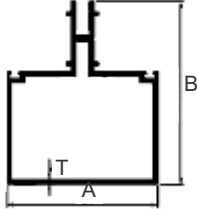
ALUWINDOOR[®]

Premium Aluminium Extrusions

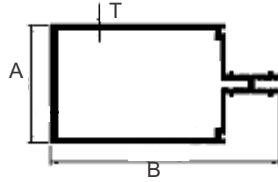


GLAZINGS
FACADE
WALL PANELLING
LOUVERS

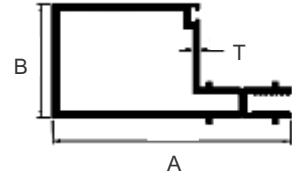
FACADE & GLAZINGS



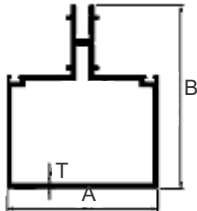
Sr. No.	Section No.	A	B	T	Wt. Kg/16'
1	AT-22736	67.00	81.16	2.30	8.130



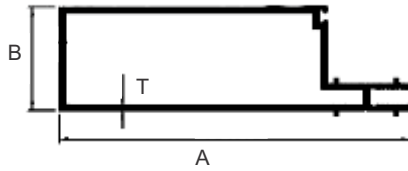
Sr. No.	Section No.	A	B	T	Wt. Kg/16'
1	AT-22737	67.00	131.16	2.30	11.500



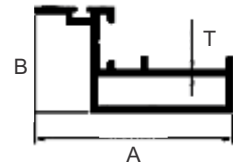
Sr. No.	Section No.	A	B	T	Wt. Kg/16'
1	AT-22738	81.15	38.80	2.10	6.400



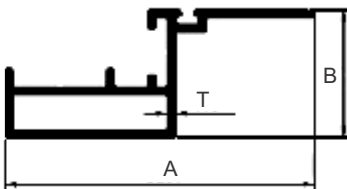
Sr. No.	Section No.	A	B	T	Wt. Kg/16'
1	AT-22735	67.00	96.00	2.10	9.000



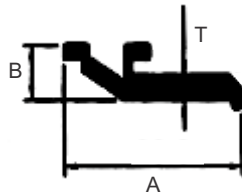
Sr. No.	Section No.	A	B	T	Wt. Kg/16'
1	AT-22739	131.16	38.50	2.30	9.280
1	AT-22739H	131.16	38.50	5.00	20.320



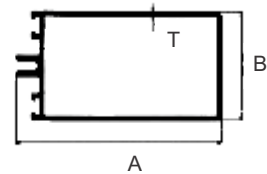
Sr. No.	Section No.	A	B	T	Wt. Kg/16'
1	AT-22740	51.88	27.50	1.30	2.600



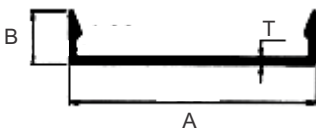
Sr. No.	Section No.	A	B	T	Wt. Kg/16'
1	AT-22741	68.10	28.00	1.50	3.700



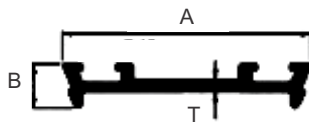
Sr. No.	Section No.	A	B	T	Wt. Kg/16'
1	AT-22742	28.80	6.40	2.30	0.900



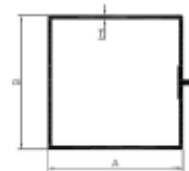
Sr. No.	Section No.	A	B	T	Wt. Kg/16'
1	AT-22104	104.00	55.00	1.80	8.000
2	AT-22107	104.00	55.00	2.80	12.500



Sr. No.	Section No.	A	B	T	Wt. Kg/16'
1	AT-22105	55.00	12.00	1.60	1.700



Sr. No.	Section No.	A	B	T	Wt. Kg/16'
1	AT-22106	53.45	9.50	2.60	2.400



Sr. No.	Section No.	A	B	C	T	Wt. Kg/16'
1	AT-22851	50.00	50.00	5.00	1.27	3.400
2	AT-22852	64.00	58.00	5.00	1.50	4.600
3	AT-22853	65.00	56.00	5.00	1.56	4.900
4	AT-22854	80.00	50.00	5.00	1.53	5.000
5	AT-22855	80.00	50.00	5.00	1.56	5.150
6	AT-22856	80.00	50.00	5.00	1.70	5.550
7	AT-22857	100.00	50.00	5.00	1.84	7.000

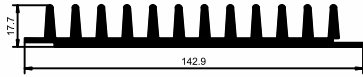
ALUWINDOW[®]

Premium Aluminium Extrusions

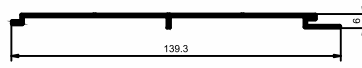


CLADDING, CEILING
WALL PANELLINGS
& FACADE LOUVERS

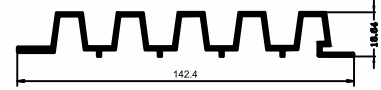
WALL PANEELLINGS



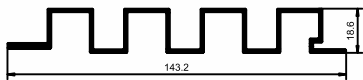
Sr. No.	Section No.	A	B	T	Wt. Kg/12'
1	AT-101	142.90	17.70		10.300



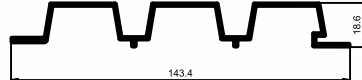
Sr. No.	Section No.	A	B	T	Wt. Kg/12'
1	AT-102	139.30	6.00		1.941



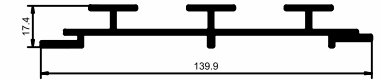
Sr. No.	Section No.	A	B	T	Wt. Kg/12'
1	AT-103	142.40	18.64		4.450



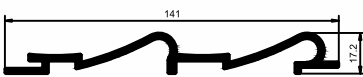
Sr. No.	Section No.	A	B	T	Wt. Kg/12'
1	AT-104	143.20	18.60		4.400



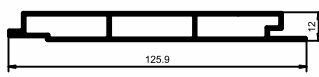
Sr. No.	Section No.	A	B	T	Wt. Kg/12'
1	AT-105	143.40	18.60		3.650



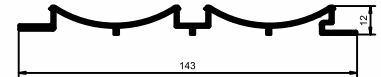
Sr. No.	Section No.	A	B	T	Wt. Kg/12'
1	AT-106	139.90	17.40		4.800



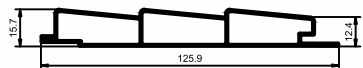
Sr. No.	Section No.	A	B	T	Wt. Kg/12'
1	AT-107	141.00	17.20	1.80	4.900



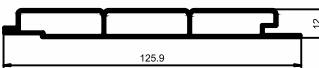
Sr. No.	Section No.	A	B	T	Wt. Kg/12'
1	AT-108	125.90	12.00		3.480



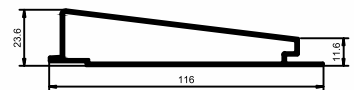
Sr. No.	Section No.	A	B	T	Wt. Kg/12'
1	AT-109	143.00	12.00		3.100



Sr. No.	Section No.	A	B	T	Wt. Kg/12'
1	AT-110	125.90	12.40		3.100

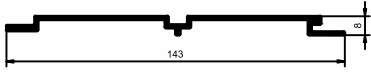


Sr. No.	Section No.	A	B	T	Wt. Kg/12'
1	AT-111	125.90	12.00		3.000



Sr. No.	Section No.	A	B	T	Wt. Kg/12'
1	AT-112	116.00	23.60		3.100

WALL PANNELINGS



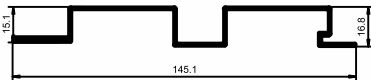
Sr. No.	Section No.	A	B	T	Wt. Kg/12'
1	AT-113	143.00	8.00		2.700



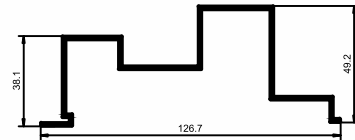
Sr. No.	Section No.	A	B	T	Wt. Kg/12'
1	AT-114	143.80	19.20		4.450



Sr. No.	Section No.	A	B	T	Wt. Kg/12'
1	AT-115	146.10	16.80		3.100



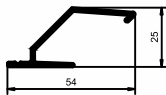
Sr. No.	Section No.	A	B	T	Wt. Kg/12'
1	AT-116	145.10	16.80		3.050



Sr. No.	Section No.	A	B	T	Wt. Kg/12'
1	AT-117	126.70	49.20		4.100



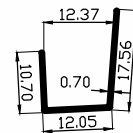
Sr. No.	Section No.	A	B	T	Wt. Kg/12'
1	AT-118	139.40	16.83		2.900



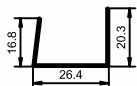
Sr. No.	Section No.	A	B	T	Wt. Kg/12'
1	AT-122	54.00	25.00		1.450



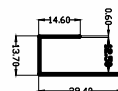
Sr. No.	Section No.	A	B	T	Wt. Kg/12'
1	AT-123	135.40	15.50		2.800



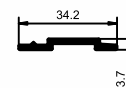
Sr. No.	Section No.	A	B	T	Wt. Kg/12'
1	AT-119	12.37	17.56		0.300



Sr. No.	Section No.	A	B	T	Wt. Kg/12'
1	AT-120	26.40	20.30		0.550



Sr. No.	Section No.	A	B	T	Wt. Kg/12'
1	AT-121	29.20	13.70		0.350

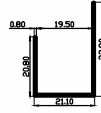


Sr. No.	Section No.	A	B	T	Wt. Kg/12'
1	AT-124	34.20	3.70		0.650

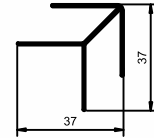
WALL PANNELINGS



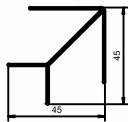
Sr. No.	Section No.	A	B	T	Wt. Kg/12'
1	AT-125	41.10	41.10		1.100



Sr. No.	Section No.	A	B	T	Wt. Kg/12'
1	AT-126	21.10	32.80		0.600



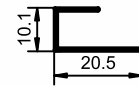
Sr. No.	Section No.	A	B	T	Wt. Kg/12'
1	AT-127	37.00	37.00		0.950



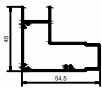
Sr. No.	Section No.	A	B	T	Wt. Kg/12'
1	AT-128	45.00	45.00		1.200




Sr. No.	Section No.	A	B	T	Wt. Kg/12'
1	AT-129	30.00	30.00		0.820



Sr. No.	Section No.	A	B	T	Wt. Kg/12'
1	AT-130	20.50	10.10		0.320




Sr. No.	Section No.	A	B	T	Wt. Kg/12'
1	AT-134	54.50	45.00		2.100



Sr. No.	Section No.	A	B	T	Wt. Kg/12'
1	AT-135	115.20	20.00		2.650

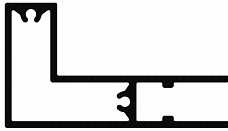


Sr. No.	Section No.	A	B	T	Wt. Kg/12'
1	AT-136	111.20	20.20		2.900

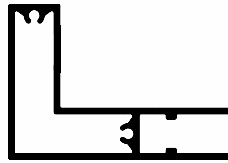


Sr. No.	Section No.	A	B	T	Wt. Kg/12'
1	AT-137	111.10	20.20		2.650

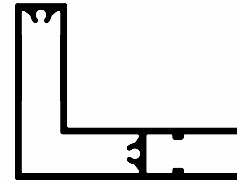
FACADE LOUVERS



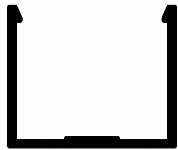
Sr. No.	Section No.	A	B	T	Wt. Kg/12'
1	AT-9001	45.00	25.00	1.10	1.700



Sr. No.	Section No.	A	B	T	Wt. Kg/12'
1	AT-9002	45.00	38.00	1.10	1.950



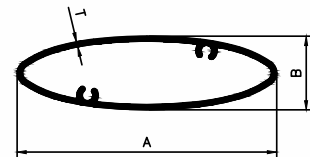
Sr. No.	Section No.	A	B	T	Wt. Kg/12'
1	AT-9003	45.00	50.00	1.20	2.450



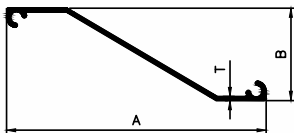
Sr. No.	Section No.	A	B	T	Wt. Kg/12'
1	AT-9004	30.00	25.40	1.80	1.500



Sr. No.	Section No.	A	B	T	Wt. Kg/12'
1	AT-9005	30.00	6.50	1.20	0.500



Sr. No.	Section No.	A	B	T	Wt. Kg/16'
1	AT-133	75.90	21.20	1.80	4.100
2	AT-132	100.00	25.00	1.50	4.500



Sr. No.	Section No.	A	B	T	Wt. Kg/16'
1	AT-9011	63.00	10.55	1.20	1.650
2	AT-9012	85.00	15.00	1.00	1.800

Sr. No.	Section No.	A	B	T	Wt. Kg/16'
1	AT-11007	25.00	12.00	1.40	1.370

Sr. No.	Section No.	A	B	T	Wt. Kg/16'
1	AT-11002	38.00	18.00	1.20	1.950
2	AT-11003	38.10	25.40	1.50	2.500
3	AT-11004	50.80	25.40	1.40	2.800
4	AT-11005	75.00	25.40	1.50	4.100
5	AT-11006	30.00	29.00	1.00	1.650

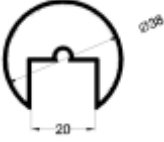
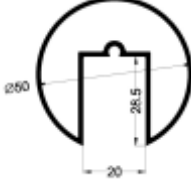



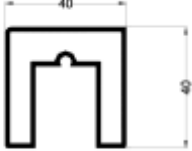
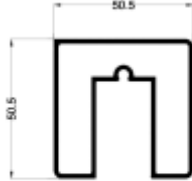
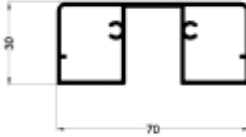
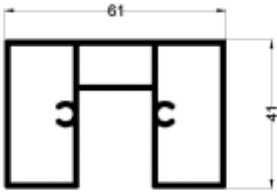
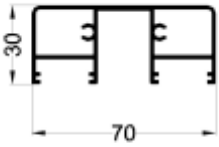
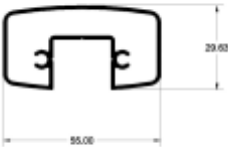
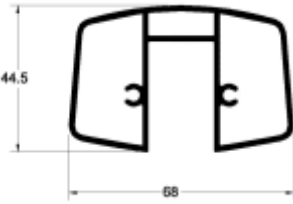
ALUWINDOOR[®]

Premium Aluminium Extrusions

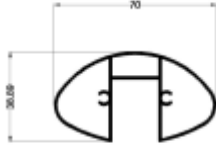


RAILINGS

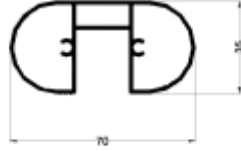
HAND RAILS

																				
<table border="1"> <thead> <tr> <th>Sr. No.</th> <th>Section No.</th> <th>Wt. Kg/12'</th> </tr> </thead> <tbody> <tr> <td>1</td> <td>AT-7001</td> <td>3.100</td> </tr> </tbody> </table>	Sr. No.	Section No.	Wt. Kg/12'	1	AT-7001	3.100	<table border="1"> <thead> <tr> <th>Sr. No.</th> <th>Section No.</th> <th>Wt. Kg/12'</th> </tr> </thead> <tbody> <tr> <td>1</td> <td>AT-7002</td> <td>3.950</td> </tr> </tbody> </table>	Sr. No.	Section No.	Wt. Kg/12'	1	AT-7002	3.950	<table border="1"> <thead> <tr> <th>Sr. No.</th> <th>Section No.</th> <th>Wt. Kg/12'</th> </tr> </thead> <tbody> <tr> <td>1</td> <td>AT-7003</td> <td>5.200</td> </tr> </tbody> </table>	Sr. No.	Section No.	Wt. Kg/12'	1	AT-7003	5.200
Sr. No.	Section No.	Wt. Kg/12'																		
1	AT-7001	3.100																		
Sr. No.	Section No.	Wt. Kg/12'																		
1	AT-7002	3.950																		
Sr. No.	Section No.	Wt. Kg/12'																		
1	AT-7003	5.200																		
																				
<table border="1"> <thead> <tr> <th>Sr. No.</th> <th>Section No.</th> <th>Wt. Kg/12'</th> </tr> </thead> <tbody> <tr> <td>1</td> <td>AT-7004</td> <td>1.200</td> </tr> </tbody> </table>	Sr. No.	Section No.	Wt. Kg/12'	1	AT-7004	1.200	<table border="1"> <thead> <tr> <th>Sr. No.</th> <th>Section No.</th> <th>Wt. Kg/12'</th> </tr> </thead> <tbody> <tr> <td>1</td> <td>AT-7005</td> <td>1.950</td> </tr> </tbody> </table>	Sr. No.	Section No.	Wt. Kg/12'	1	AT-7005	1.950	<table border="1"> <thead> <tr> <th>Sr. No.</th> <th>Section No.</th> <th>Wt. Kg/12'</th> </tr> </thead> <tbody> <tr> <td>1</td> <td>AT-7006</td> <td>3.600</td> </tr> </tbody> </table>	Sr. No.	Section No.	Wt. Kg/12'	1	AT-7006	3.600
Sr. No.	Section No.	Wt. Kg/12'																		
1	AT-7004	1.200																		
Sr. No.	Section No.	Wt. Kg/12'																		
1	AT-7005	1.950																		
Sr. No.	Section No.	Wt. Kg/12'																		
1	AT-7006	3.600																		
																				
<table border="1"> <thead> <tr> <th>Sr. No.</th> <th>Section No.</th> <th>Wt. Kg/12'</th> </tr> </thead> <tbody> <tr> <td>1</td> <td>AT-7007</td> <td>4.500</td> </tr> </tbody> </table>	Sr. No.	Section No.	Wt. Kg/12'	1	AT-7007	4.500	<table border="1"> <thead> <tr> <th>Sr. No.</th> <th>Section No.</th> <th>Wt. Kg/12'</th> </tr> </thead> <tbody> <tr> <td>1</td> <td>AT-7008</td> <td>4.400</td> </tr> </tbody> </table>	Sr. No.	Section No.	Wt. Kg/12'	1	AT-7008	4.400	<table border="1"> <thead> <tr> <th>Sr. No.</th> <th>Section No.</th> <th>Wt. Kg/12'</th> </tr> </thead> <tbody> <tr> <td>1</td> <td>AT-7009</td> <td>5.100</td> </tr> </tbody> </table>	Sr. No.	Section No.	Wt. Kg/12'	1	AT-7009	5.100
Sr. No.	Section No.	Wt. Kg/12'																		
1	AT-7007	4.500																		
Sr. No.	Section No.	Wt. Kg/12'																		
1	AT-7008	4.400																		
Sr. No.	Section No.	Wt. Kg/12'																		
1	AT-7009	5.100																		
																				
<table border="1"> <thead> <tr> <th>Sr. No.</th> <th>Section No.</th> <th>Wt. Kg/12'</th> </tr> </thead> <tbody> <tr> <td>1</td> <td>AT-7010</td> <td>4.200</td> </tr> </tbody> </table>	Sr. No.	Section No.	Wt. Kg/12'	1	AT-7010	4.200	<table border="1"> <thead> <tr> <th>Sr. No.</th> <th>Section No.</th> <th>Wt. Kg/12'</th> </tr> </thead> <tbody> <tr> <td>1</td> <td>AT-7011</td> <td>3.500</td> </tr> </tbody> </table>	Sr. No.	Section No.	Wt. Kg/12'	1	AT-7011	3.500	<table border="1"> <thead> <tr> <th>Sr. No.</th> <th>Section No.</th> <th>Wt. Kg/12'</th> </tr> </thead> <tbody> <tr> <td>1</td> <td>AT-7012</td> <td>5.200</td> </tr> </tbody> </table>	Sr. No.	Section No.	Wt. Kg/12'	1	AT-7012	5.200
Sr. No.	Section No.	Wt. Kg/12'																		
1	AT-7010	4.200																		
Sr. No.	Section No.	Wt. Kg/12'																		
1	AT-7011	3.500																		
Sr. No.	Section No.	Wt. Kg/12'																		
1	AT-7012	5.200																		

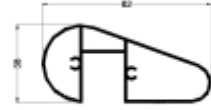
HAND RAILS



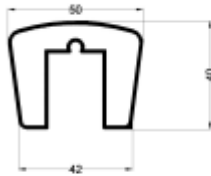
Sr. No.	Section No.	Wt. Kg/12'
1	AT-7013	4.000



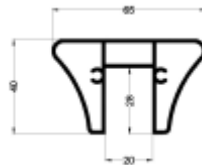
Sr. No.	Section No.	Wt. Kg/12'
1	AT-7014	3.840



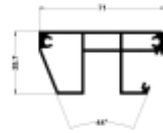
Sr. No.	Section No.	Wt. Kg/12'
1	AT-7015	4.560



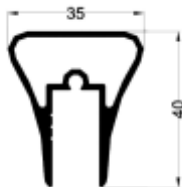
Sr. No.	Section No.	Wt. Kg/12'
1	AT-7016	4.250



Sr. No.	Section No.	Wt. Kg/12'
1	AT-7017	3.850

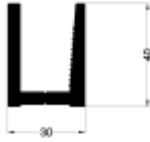


Sr. No.	Section No.	Wt. Kg/12'
1	AT-7018	4.600



Sr. No.	Section No.	Wt. Kg/12'
1	AT-7019	2.650

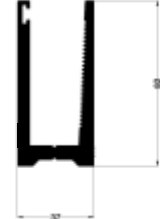
RAILING BOTTOM



Sr. No.	Section No.	Wt. Kg/12'
1	AT-7020	3.100



Sr. No.	Section No.	Wt. Kg/12'
1	AT-7021	7.600



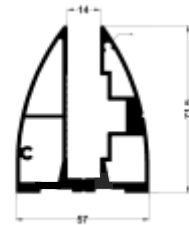
Sr. No.	Section No.	Wt. Kg/12'
1	AT-7022	11.200



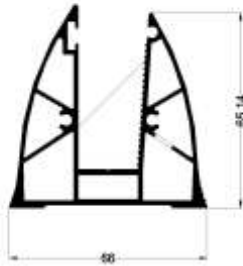
Sr. No.	Section No.	Wt. Kg/12'
1	AT-7023	13.200



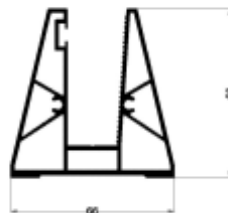
Sr. No.	Section No.	Wt. Kg/12'
1	AT-7024	19.600



Sr. No.	Section No.	Wt. Kg/12'
1	AT-7025	9.250



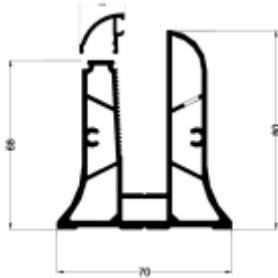
Sr. No.	Section No.	Wt. Kg/12'
1	AT-7026	7.600



Sr. No.	Section No.	Wt. Kg/12'
1	AT-7027	7.600



Sr. No.	Section No.	Wt. Kg/12'
1	AT-7028	6.600



Sr. No.	Section No.	Wt. Kg/12'
1	AT-7029	10.450

RAILING BOTTOM BRACKETS



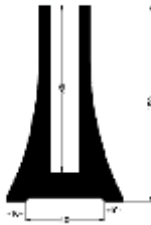
Sr. No.	Section No.	Wt. Kg/12'
1	AT-7030	000



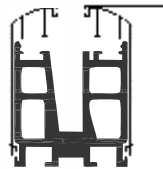
Sr. No.	Section No.	Wt. Kg/12'
1	AT-7031	000




Sr. No.	Section No.	Wt. Kg/12'
1	AT-7032	000



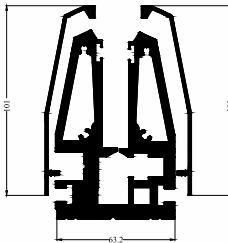
Sr. No.	Section No.	Wt. Kg/12'
1	AT-7033	000



Sr. No.	Section No.	Wt. Kg/12'
1	AT-7034	36.100



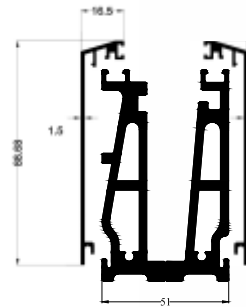
Sr. No.	Section No.	Wt. Kg/12'
1	AT-7035	2.900




Sr. No.	Section No.	Wt. Kg/12'
1	AT-7036	27.600



Sr. No.	Section No.	Wt. Kg/12'
1	AT-7037	2.400



Sr. No.	Section No.	Wt. Kg/12'
1	AT-7038	14.100



Sr. No.	Section No.	Wt. Kg/12'
1	AT-7039	1.800



ALU WINDOOR[®]
PREMIUM ALUMINIUM EXTRUSIONS

From the House of
ALU COAT

Office : B-13, Sudershanpura Ind Area
22 Godown, JAIPUR (Raj.) 302006
Tel. +91-141-2217936, 2213490
Mob. : 9414059936

Works : Old Plywood Factory
Main Tonk Road, Chaksu ,
Jaipur -303901 (Raj .) INDIA
Mob. : 9829082970

Web. : www.alucoatindia.com, E- mail : info@alucoatindia.com, alucoatindia@gmail.com