

ALUWINDOOR[®]

Premium Aluminium Extrusions



SLIDING SYSTEM PROFILES

POWDER COATED • PU COATED
PVDF COATED • WOOD COATED



COMPANY PROFILE

ALUCOAT is specialized in surface treated aluminium architectural extrusion under the brand name of **ALUWINDOW** promoted by SANCHETI GROUP who are pioneers in aluminium extrusions and hardware trading, anodising & fabrication business since 1981.

In a quest to provide world class surface treated aluminium extrusions ALUCOAT is setup on 108000 Sq. Ft. area, with state of art equipments as well as advance processing technology for Powder coating, Poly Eurathene Coating, Floro Carbon Coating (PVDF) & Wood and Stone Grain Sublimation Coating.

Our commitment is to deliver customer better experience with unmatched quality product, right from procurement of material to final delivery, every aspect is thoroughly inspected by experienced team.



On conveyorized powder coating and liquid painting line, 7 tank pre treated aluminium extrusions are coated with reciprocated auto spray guns and powder management systems. 36 vacuum head double trolley wood grain transfer machine delivers superb quality wood coatings in huge volume. As a result today we are one of the largest supplier of surface treated aluminium extrusion in north India for system windows, wall panellings, facade, louvers & railings.

Backed by inhouse test laboratory to check coating film thickness, gloss level, colour deterioration, conical bend test, hammer test ensure quality check of process.

The process performance is accelerated by certification from market leaders Akzo Nobel.

In order to to cut down waiting time for surface treated door & window aluminium extrusion. **ALUCOAT** in house provide a large stock of aluminium extrusions (150 ton's of mill finish & powder coated) in multiple lengths and variety of finishes for ready to use. All systems of door and windows, wall panellings, facade, louvers & railings are technically designed to give optimum performance with classy looks.

ALUWINDOOR[®]
Premium Aluminium Extrusions



S-27

SLIDING
WINDOW
SERIES

S-27 SLIDING WINDOW SERIES

<p style="text-align: center;">3 TRACK</p>							<p style="text-align: center;">2 TRACK</p>							<p style="text-align: center;">SINGLE TRACK</p>																																													
<table border="1"> <thead> <tr> <th>Sr. No.</th> <th>Section No.</th> <th>A</th> <th>B</th> <th>T</th> <th>Wt. Kg/16'</th> </tr> </thead> <tbody> <tr> <td>1</td> <td>AT-27001</td> <td>87.8</td> <td>41.1</td> <td>1.35</td> <td>7.000</td> </tr> </tbody> </table>	Sr. No.	Section No.	A	B	T	Wt. Kg/16'	1	AT-27001	87.8	41.1	1.35	7.000	<table border="1"> <thead> <tr> <th>Sr. No.</th> <th>Section No.</th> <th>A</th> <th>B</th> <th>T</th> <th>Wt. Kg/16'</th> </tr> </thead> <tbody> <tr> <td>1</td> <td>AT-27002</td> <td>50.6</td> <td>41.1</td> <td>1.3</td> <td>4.00</td> </tr> </tbody> </table>	Sr. No.	Section No.	A	B	T	Wt. Kg/16'	1	AT-27002	50.6	41.1	1.3	4.00	<table border="1"> <thead> <tr> <th>Sr. No.</th> <th>Section No.</th> <th>A</th> <th>B</th> <th>T</th> <th>Wt. Kg/16'</th> </tr> </thead> <tbody> <tr> <td>1</td> <td>AT-27003</td> <td>39.8</td> <td>43.8</td> <td>1.4</td> <td>3.400</td> </tr> </tbody> </table>	Sr. No.	Section No.	A	B	T	Wt. Kg/16'	1	AT-27003	39.8	43.8	1.4	3.400	<p style="text-align: center;">DGU SHUTTER</p>							<p style="text-align: center;">KPA INTERLOCK</p>							<p style="text-align: center;">SLIM INTERLOCK</p>						
Sr. No.	Section No.	A	B	T	Wt. Kg/16'																																																						
1	AT-27001	87.8	41.1	1.35	7.000																																																						
Sr. No.	Section No.	A	B	T	Wt. Kg/16'																																																						
1	AT-27002	50.6	41.1	1.3	4.00																																																						
Sr. No.	Section No.	A	B	T	Wt. Kg/16'																																																						
1	AT-27003	39.8	43.8	1.4	3.400																																																						
<table border="1"> <thead> <tr> <th>Sr. No.</th> <th>Section No.</th> <th>A</th> <th>B</th> <th>T</th> <th>Wt. Kg/16'</th> </tr> </thead> <tbody> <tr> <td>1</td> <td>AT-27004</td> <td>64.8</td> <td>27</td> <td>1.30</td> <td>4.00</td> </tr> </tbody> </table>	Sr. No.	Section No.	A	B	T	Wt. Kg/16'	1	AT-27004	64.8	27	1.30	4.00	<table border="1"> <thead> <tr> <th>Sr. No.</th> <th>Section No.</th> <th>A</th> <th>B</th> <th>T</th> <th>Wt. Kg/16'</th> </tr> </thead> <tbody> <tr> <td>1</td> <td>AT-27005</td> <td>85.2</td> <td>22.0</td> <td>1.50</td> <td>5.600</td> </tr> </tbody> </table>	Sr. No.	Section No.	A	B	T	Wt. Kg/16'	1	AT-27005	85.2	22.0	1.50	5.600	<table border="1"> <thead> <tr> <th>Sr. No.</th> <th>Section No.</th> <th>A</th> <th>B</th> <th>T</th> <th>Wt. Kg/16'</th> </tr> </thead> <tbody> <tr> <td>1</td> <td>AT-27006</td> <td>35.2</td> <td>22.7</td> <td>2.0</td> <td>2.650</td> </tr> </tbody> </table>	Sr. No.	Section No.	A	B	T	Wt. Kg/16'	1	AT-27006	35.2	22.7	2.0	2.650	<p style="text-align: center;">GLASS REDUCER</p>							<p style="text-align: center;">CONNECTOR</p>							<p style="text-align: center;">BOTTOM RAIL</p>						
Sr. No.	Section No.	A	B	T	Wt. Kg/16'																																																						
1	AT-27004	64.8	27	1.30	4.00																																																						
Sr. No.	Section No.	A	B	T	Wt. Kg/16'																																																						
1	AT-27005	85.2	22.0	1.50	5.600																																																						
Sr. No.	Section No.	A	B	T	Wt. Kg/16'																																																						
1	AT-27006	35.2	22.7	2.0	2.650																																																						
<table border="1"> <thead> <tr> <th>Sr. No.</th> <th>Section No.</th> <th>A</th> <th>B</th> <th>T</th> <th>Wt. Kg/16'</th> </tr> </thead> <tbody> <tr> <td>1</td> <td>AT-27007</td> <td>23.8</td> <td>13.7</td> <td>1.0</td> <td>.820</td> </tr> </tbody> </table>	Sr. No.	Section No.	A	B	T	Wt. Kg/16'	1	AT-27007	23.8	13.7	1.0	.820	<table border="1"> <thead> <tr> <th>Sr. No.</th> <th>Section No.</th> <th>A</th> <th>B</th> <th>T</th> <th>Wt. Kg/16'</th> </tr> </thead> <tbody> <tr> <td>1</td> <td>AT-27008</td> <td>50.0</td> <td>23.0</td> <td>2.0</td> <td>4.450</td> </tr> </tbody> </table>	Sr. No.	Section No.	A	B	T	Wt. Kg/16'	1	AT-27008	50.0	23.0	2.0	4.450	<table border="1"> <thead> <tr> <th>Sr. No.</th> <th>Section No.</th> <th>A</th> <th>B</th> <th>T</th> <th>Wt. Kg/16'</th> </tr> </thead> <tbody> <tr> <td>1</td> <td>AT-27009</td> <td>13.0</td> <td>13.3</td> <td>1.2</td> <td>.830</td> </tr> </tbody> </table>	Sr. No.	Section No.	A	B	T	Wt. Kg/16'	1	AT-27009	13.0	13.3	1.2	.830																					
Sr. No.	Section No.	A	B	T	Wt. Kg/16'																																																						
1	AT-27007	23.8	13.7	1.0	.820																																																						
Sr. No.	Section No.	A	B	T	Wt. Kg/16'																																																						
1	AT-27008	50.0	23.0	2.0	4.450																																																						
Sr. No.	Section No.	A	B	T	Wt. Kg/16'																																																						
1	AT-27009	13.0	13.3	1.2	.830																																																						

S-27 SLIDING WINDOW SERIES

<p style="text-align: center;">3 TRACK WITH LEG</p> <table border="1" style="width: 100%; border-collapse: collapse;"> <thead> <tr> <th>Sr. No.</th> <th>Section No.</th> <th>A</th> <th>B</th> <th>T</th> <th>Wt. Kg/16'</th> </tr> </thead> <tbody> <tr> <td>1</td> <td>27010</td> <td>101.7</td> <td>43.8</td> <td>1.20</td> <td>7.200</td> </tr> </tbody> </table>	Sr. No.	Section No.	A	B	T	Wt. Kg/16'	1	27010	101.7	43.8	1.20	7.200	<p style="text-align: center;">SINGLE GLASS SHUTTER</p> <table border="1" style="width: 100%; border-collapse: collapse;"> <thead> <tr> <th>Sr. No.</th> <th>Section No.</th> <th>A</th> <th>B</th> <th>T</th> <th>Wt. Kg/16'</th> </tr> </thead> <tbody> <tr> <td>1</td> <td>27011</td> <td>64.8</td> <td>27</td> <td>1.2</td> <td>3.800</td> </tr> </tbody> </table>	Sr. No.	Section No.	A	B	T	Wt. Kg/16'	1	27011	64.8	27	1.2	3.800	<p style="text-align: center;">WIRE MESH ADAPTOR</p> <table border="1" style="width: 100%; border-collapse: collapse;"> <thead> <tr> <th>Sr. No.</th> <th>Section No.</th> <th>A</th> <th>B</th> <th>T</th> <th>Wt. Kg/16'</th> </tr> </thead> <tbody> <tr> <td>1</td> <td>27012</td> <td>13.8</td> <td>13.3</td> <td>2.4</td> <td>1.40</td> </tr> </tbody> </table>	Sr. No.	Section No.	A	B	T	Wt. Kg/16'	1	27012	13.8	13.3	2.4	1.40
Sr. No.	Section No.	A	B	T	Wt. Kg/16'																																	
1	27010	101.7	43.8	1.20	7.200																																	
Sr. No.	Section No.	A	B	T	Wt. Kg/16'																																	
1	27011	64.8	27	1.2	3.800																																	
Sr. No.	Section No.	A	B	T	Wt. Kg/16'																																	
1	27012	13.8	13.3	2.4	1.40																																	
<p style="text-align: center;">INTERLOCK CLIP</p> <table border="1" style="width: 100%; border-collapse: collapse;"> <thead> <tr> <th>Sr. No.</th> <th>Section No.</th> <th>A</th> <th>B</th> <th>T</th> <th>Wt. Kg/16'</th> </tr> </thead> <tbody> <tr> <td>1</td> <td>27013</td> <td>38.2</td> <td>32.55</td> <td>1.00</td> <td>1.450</td> </tr> </tbody> </table>	Sr. No.	Section No.	A	B	T	Wt. Kg/16'	1	27013	38.2	32.55	1.00	1.450	<p style="text-align: center;">SINGLE GLASS SHUTTER</p> <table border="1" style="width: 100%; border-collapse: collapse;"> <thead> <tr> <th>Sr. No.</th> <th>Section No.</th> <th>A</th> <th>B</th> <th>T</th> <th>Wt. Kg/16'</th> </tr> </thead> <tbody> <tr> <td>1</td> <td>27014</td> <td>80.0</td> <td>27</td> <td>1.5</td> <td>4.80</td> </tr> </tbody> </table>	Sr. No.	Section No.	A	B	T	Wt. Kg/16'	1	27014	80.0	27	1.5	4.80	<p style="text-align: center;">MATTING</p> <table border="1" style="width: 100%; border-collapse: collapse;"> <thead> <tr> <th>Sr. No.</th> <th>Section No.</th> <th>A</th> <th>B</th> <th>T</th> <th>Wt. Kg/16'</th> </tr> </thead> <tbody> <tr> <td>1</td> <td>27015</td> <td>26.6</td> <td>21.9</td> <td>1.2</td> <td>1.350</td> </tr> </tbody> </table>	Sr. No.	Section No.	A	B	T	Wt. Kg/16'	1	27015	26.6	21.9	1.2	1.350
Sr. No.	Section No.	A	B	T	Wt. Kg/16'																																	
1	27013	38.2	32.55	1.00	1.450																																	
Sr. No.	Section No.	A	B	T	Wt. Kg/16'																																	
1	27014	80.0	27	1.5	4.80																																	
Sr. No.	Section No.	A	B	T	Wt. Kg/16'																																	
1	27015	26.6	21.9	1.2	1.350																																	
<p style="text-align: center;">3 TRACK WITH LEG</p> <table border="1" style="width: 100%; border-collapse: collapse;"> <thead> <tr> <th>Sr. No.</th> <th>Section No.</th> <th>A</th> <th>B</th> <th>T</th> <th>Wt. Kg/16'</th> </tr> </thead> <tbody> <tr> <td>1</td> <td>27016</td> <td>75.50</td> <td>46.20</td> <td>1.00</td> <td>6.800</td> </tr> </tbody> </table>	Sr. No.	Section No.	A	B	T	Wt. Kg/16'	1	27016	75.50	46.20	1.00	6.800	<p style="text-align: center;">3 TRACK WITH LEG</p> <table border="1" style="width: 100%; border-collapse: collapse;"> <thead> <tr> <th>Sr. No.</th> <th>Section No.</th> <th>A</th> <th>B</th> <th>T</th> <th>Wt. Kg/16'</th> </tr> </thead> <tbody> <tr> <td>1</td> <td>27017</td> <td>96.60</td> <td>50.00</td> <td>1.0</td> <td>7.600</td> </tr> </tbody> </table>	Sr. No.	Section No.	A	B	T	Wt. Kg/16'	1	27017	96.60	50.00	1.0	7.600	<p style="text-align: center;">BOTTOM RAIL</p> <table border="1" style="width: 100%; border-collapse: collapse;"> <thead> <tr> <th>Sr. No.</th> <th>Section No.</th> <th>A</th> <th>B</th> <th>T</th> <th>Wt. Kg/16'</th> </tr> </thead> <tbody> <tr> <td>1</td> <td>27018</td> <td>8.7</td> <td>8.67</td> <td>1.53</td> <td>.400</td> </tr> </tbody> </table>	Sr. No.	Section No.	A	B	T	Wt. Kg/16'	1	27018	8.7	8.67	1.53	.400
Sr. No.	Section No.	A	B	T	Wt. Kg/16'																																	
1	27016	75.50	46.20	1.00	6.800																																	
Sr. No.	Section No.	A	B	T	Wt. Kg/16'																																	
1	27017	96.60	50.00	1.0	7.600																																	
Sr. No.	Section No.	A	B	T	Wt. Kg/16'																																	
1	27018	8.7	8.67	1.53	.400																																	

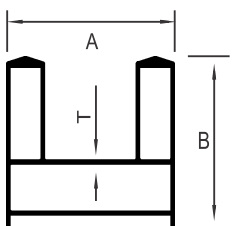
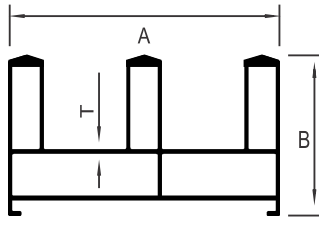
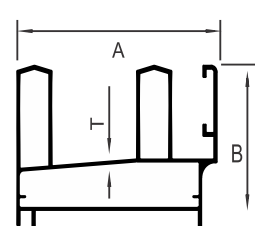
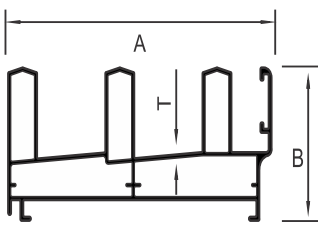
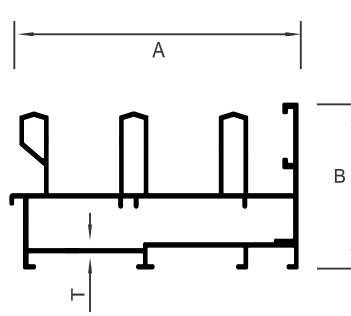
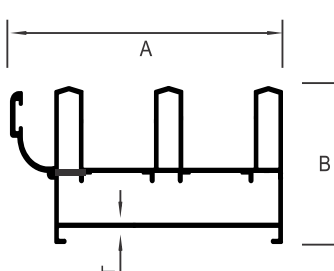
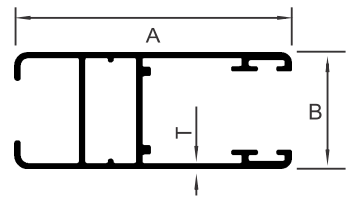
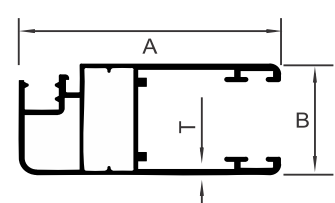
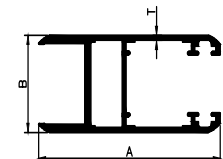
ALUWINDOOR[®]
Premium Aluminium Extrusions



R-27

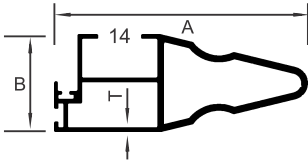
SLIDING
WINDOW
SERIES

R-27 SLIDING WINDOW SERIES

2 TRACK						3 TRACK						2 TRACK WITH LEG					
																	
Sr. No.	Section No.	A	B	T	Wt. Kg/16'	Sr. No.	Section No.	A	B	T	Wt. Kg/16'	Sr. No.	Section No.	A	B	T	Wt. Kg/16'
1	AT - 27020	48.10	42.80	1.20	4.200	1	AT - 27021	85.20	42.80	1.00	5.500	1	AT - 27024	57.20	45.20	1.20	4.500
						2	AT - 27021H	85.20	42.80	1.15	6.200	2	AT - 27024H	57.20	45.20	1.40	5.200
3 TRACK WITH LEG						3 TRACK WITH LEG						3 TRACK WITH LEG					
																	
Sr. No.	Section No.	A	B	T	Wt. Kg/16'	Sr. No.	Section No.	A	B	T	Wt. Kg/16'	Sr. No.	Section No.	A	B	T	Wt. Kg/16'
1	AT - 27025	100.30	45.20	1.20	7.000	1	AT - 27026	102.25	51.00	1.50	7.450	1	AT - 27027	102.25	51.00	1.10	6.80
2	AT - 27025H	100.30	45.20	1.40	8.000												
GLASS SHUTTER						WIREMESH SHUTTER						DGU SHUTTER					
																	
Sr. No.	Section No.	A	B	T	Wt. Kg/16'	Sr. No.	Section No.	A	B	T	Wt. Kg/16'	Sr. No.	Section No.	A	B	T	Wt. Kg/16'
1	AT - 27019	60.00	27.00	1.10	3.400	1	AT - 27022	60.00	27.00	1.10	3.700	1	AT - 27023	60.00	27.00	1.40	4.000
2	AT - 27019H	60.00	27.00	1.40	4.250												

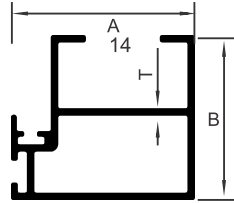
R-27 SLIDING WINDOW SERIES

KPA INTERLOCK



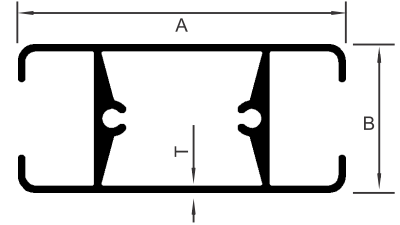
Sr. No.	Section No.	A	B	T	Wt. Kg/16'
1	AT-27028	91.50	31.00	2.00	5.700

SLIM INTERLOCK



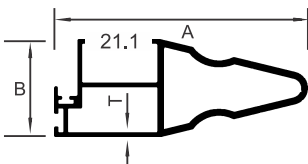
Sr. No.	Section No.	A	B	T	Wt. Kg/16'
1	AT-27029	34.50	31.00	1.80	3.200

CENTER



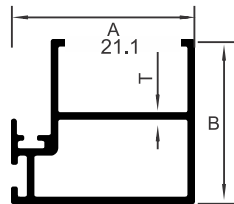
Sr. No.	Section No.	A	B	T	Wt. Kg/16'
1	AT-27032	60.00	27.00	1.00	3.300

DGU KPA INTERLOCK



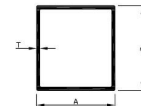
Sr. No.	Section No.	A	B	T	Wt. Kg/16'
1	AT-27030	82.5	31.00	1.80	5.400

DGU SLIM INTERLOCK



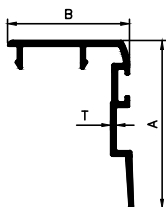
Sr. No.	Section No.	A	B	T	Wt. Kg/16'
1	AT-27031	34.50	31.00	1.30	2.700

WIRE MESH ADAPTOR



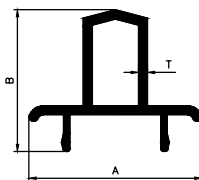
Sr. No.	Section No.	A	B	T	Wt. Kg/16'
1	AT-27033	12.50	12.50	1.20	.720

INTERLOCK CLIP



Sr. No.	Section No.	A	B	T	Wt. Kg/16'
1	AT-27034	32.20	32.70	1.20	1.450

MATTING



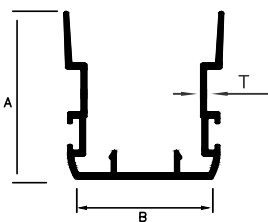
Sr. No.	Section No.	A	B	T	Wt. Kg/16'
1	AT-27035	26.30	21.60	1.20	1.200

WIREMESH CLIP



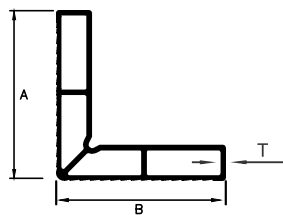
Sr. No.	Section No.	A	B	T	Wt. Kg/16'
1	AT-27036	14.00	6.80	1.60	0.400

DOUBLE INTERLOCK



Sr. No.	Section No.	A	B	T	Wt. Kg/16'
1	AT-27037	42.04	32.65	1.2	3.300

MULTI WALL ANGLE



Sr. No.	Section No.	A	B	T	Wt. Kg/12'
1	AT-11010	38.00	38.00	2.40	3.000

LOCKING ROD



Sr. No.	Section No.	A	B	Wt. Kg/16'
1	AT-11012	19.2	4.60	0.820

A LUWINDOOR[®]
Premium Aluminium Extrusions

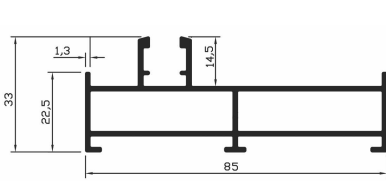


S-30

SLIDING
WINDOW
SERIES

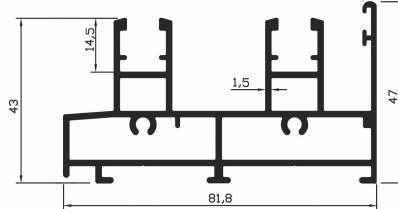
S-30 SLIDING WINDOW SERIES

2 TRACK VERTICAL GULF



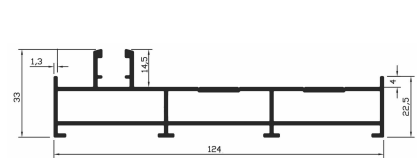
Sr. No.	Section No.	A	B	T	Wt. Kg/16'
1	AT-30001	85.00	33.00	1.30	5.100

2 TRACK BOTTOM GULF



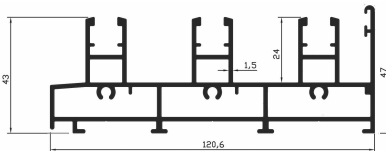
Sr. No.	Section No.	A	B	T	Wt. Kg/16'
1	AT-30002	81.80	47.00	1.50	7.70

3 TRACK VERTICAL GULF



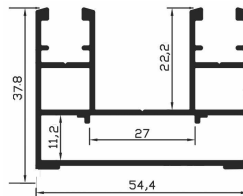
Sr. No.	Section No.	A	B	T	Wt. Kg/16'
1	AT-30003	124.00	33.00	1.30	6.90

3 TRACK BOTTOM GULF



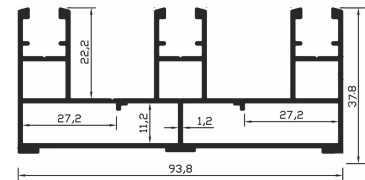
Sr. No.	Section No.	A	B	T	Wt. Kg/16'
1	AT-30004	120.60	47.00	1.50	10.600

2 TRACK



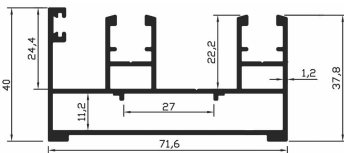
Sr. No.	Section No.	A	B	T	Wt. Kg/16'
1	AT-30016	54.40	37.80	1.10	5.100

3 TRACK



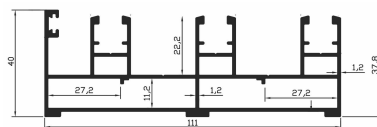
Sr. No.	Section No.	A	B	T	Wt. Kg/16'
1	AT-30017	93.80	37.80	1.10	7.500

2 TRACK WITH LEG



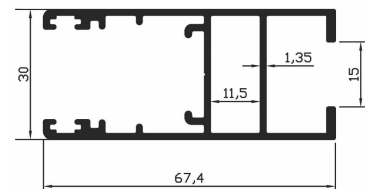
Sr. No.	Section No.	A	B	T	Wt. Kg/16'
1	AT-30018	71.60	37.80	1.20	6.500

3 TRACK WITH LEG



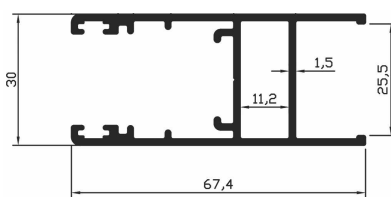
Sr. No.	Section No.	A	B	T	Wt. Kg/16'
1	AT-30019	111.00	37.80	1.20	9.300

SINGLE GLASS SHUTTER



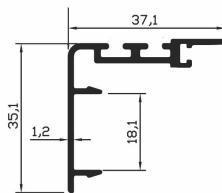
Sr. No.	Section No.	A	B	T	Wt. Kg/16'
1	AT-30005	67.40	30.00	1.35	4.450

DGU SHUTTER



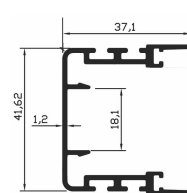
Sr. No.	Section No.	A	B	T	Wt. Kg/16'
1	AT-30006	67.40	30.00	1.50	4.300

INTERLOCK CLIP



Sr. No.	Section No.	A	B	T	Wt. Kg/16'
1	AT-30007	37.10	35.10	1.20	1.750

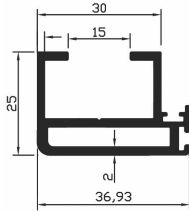
DOUBLE INTERLOCK



Sr. No.	Section No.	A	B	T	Wt. Kg/16'
1	AT-30008	37.10	41.62	1.20	2.800

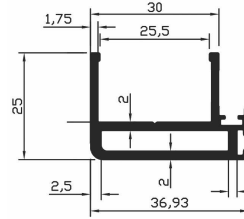
S-30 SLIDING WINDOW SERIES

SLIM INTERLOCK SINGLE GLASS



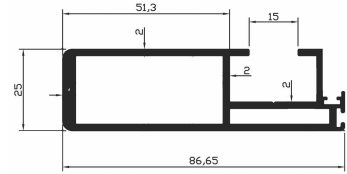
Sr. No.	Section No.	A	B	T	Wt. Kg/16'
1	AT-30009	36.93	25.00	2.00	3.300

SLIM INTERLOCK DGU



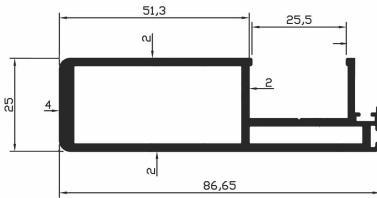
Sr. No.	Section No.	A	B	T	Wt. Kg/16'
1	AT-30010	36.93	25.00	2.0	2.950

KPA INTERLOCK SINGLE GLASS



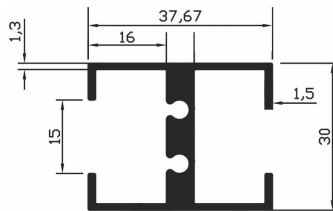
Sr. No.	Section No.	A	B	T	Wt. Kg/16'
1	AT-30011	86.65	25.0	2.00	7.100

KPA INTERLOCK DGU



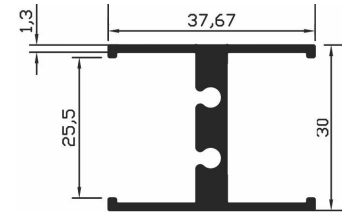
Sr. No.	Section No.	A	B	T	Wt. Kg/16'
1	AT-30012	86.65	25.00	2.00	6.800

CENTER SINGLE GLASS



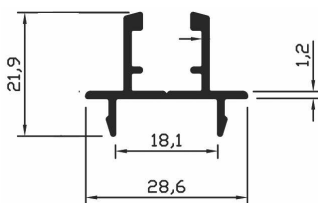
Sr. No.	Section No.	A	B	T	Wt. Kg/16'
1	AT-30013	37.67	30.00	1.30	3.750

CENTER DGU



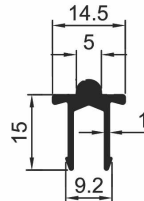
Sr. No.	Section No.	A	B	T	Wt. Kg/16'
1	AT-30014	37.67	30.00	1.30	3.200

MATTING



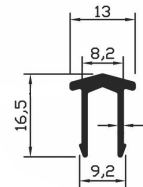
Sr. No.	Section No.	A	B	T	Wt. Kg/16'
1	AT-30015	28.60	21.90	1.20	1.650

BOTTOM RAIL U GROOVE



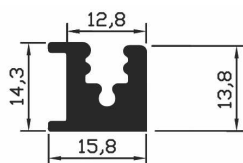
Sr. No.	Section No.	A	B	T	Wt. Kg/16'
1	AT-35020	14.50	18.00	1.00	0.800

BOTTOM RAIL V GROOVE



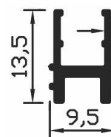
Sr. No.	Section No.	A	B	T	Wt. Kg/16'
1	AT-35026	13.00	16.50	1.00	0.750

WIRE MESH ADAPTOR



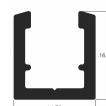
Sr. No.	Section No.	A	B	T	Wt. Kg/16'
1	AT-35023	15.80	14.30	2.50	1.850

SS RAIL ADAPTOR



Sr. No.	Section No.	A	B	T	Wt. Kg/16'
1	AT-35022	9.50	13.50	1.3	0.500

VERTICAL TRACK ADAPTOR



Sr. No.	Section No.	A	B	T	Wt. Kg/16'
1	AT-35021	14.70	16.00	2.00	1.200

A LUWINDOOR[®]
Premium Aluminium Extrusions

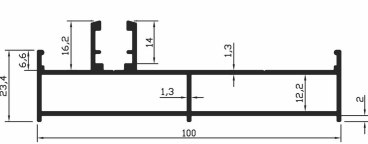


S-35

SLIDING
WINDOW
SERIES

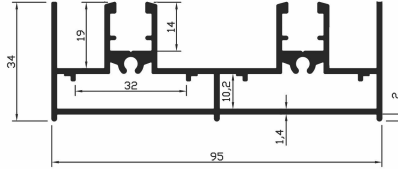
S-35 SLIDING WINDOW SERIES

2 TRACK VERTICAL



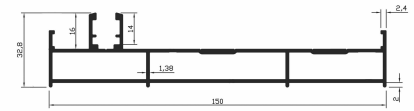
Sr. No.	Section No.	A	B	T	Wt. Kg/16'
1	AT-35001	100.00	32.80	1.30	5.400

2 TRACK BOTTOM



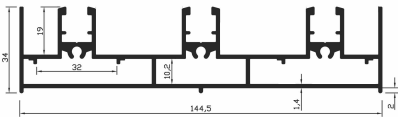
Sr. No.	Section No.	A	B	T	Wt. Kg/16'
1	AT-35002	95.00	34.00	1.40	7.900

3 TRACK VERTICAL



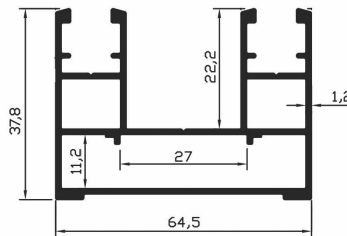
Sr. No.	Section No.	A	B	T	Wt. Kg/16'
1	AT-35003	150.00	32.80	1.38	8.400

3 TRACK



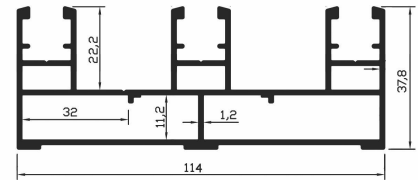
Sr. No.	Section No.	A	B	T	Wt. Kg/16'
1	AT-35004	144.50	34.00	1.40	10.800

2 TRACK



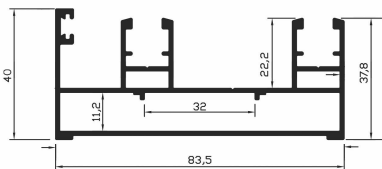
Sr. No.	Section No.	A	B	T	Wt. Kg/16'
1	AT-35016	64.50	37.80	1.20	5.400

3 TRACK



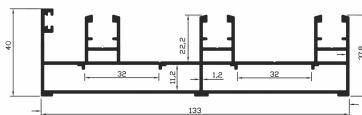
Sr. No.	Section No.	A	B	T	Wt. Kg/16'
1	AT-35017	114.00	37.80	1.20	8.200

2 TRACK WITH LEG



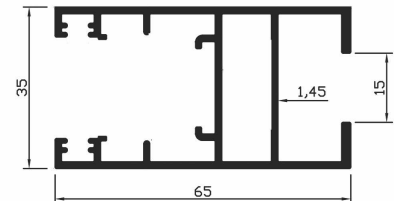
Sr. No.	Section No.	A	B	T	Wt. Kg/16'
1	AT-35018	83.50	40.00	1.2	6.00

3 TRACK WITH LEG



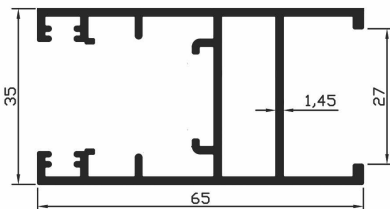
Sr. No.	Section No.	A	B	T	Wt. Kg/16'
1	AT-35019	133.00	40.00	1.20	9.500

SINGLE GLASS SHUTTER



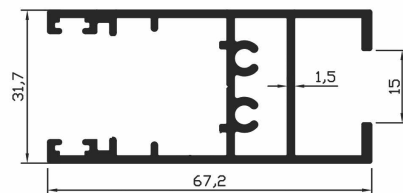
Sr. No.	Section No.	A	B	T	Wt. Kg/16'
1	AT-35005	65.00	35.00	1.45	4.950

DGU SHUTTER



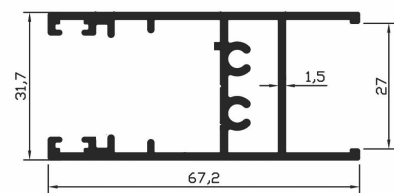
Sr. No.	Section No.	A	B	T	Wt. Kg/16'
1	AT-35006	65.00	35.00	1.50	4.600

BOTTOM SHUTTER SINGLE GLASS



Sr. No.	Section No.	A	B	T	Wt. Kg/16'
1	AT-35007	67.20	31.70	1.50	5.100

BOTTOM SHUTTER DGU



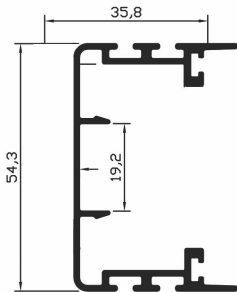
Sr. No.	Section No.	A	B	T	Wt. Kg/16'
1	AT-35008	67.20	31.70	1.50	4.900

S-35 SLIDING WINDOW SERIES

<p>SLIM INTERLOCK SINGLE GLASS</p> <table border="1"> <thead> <tr> <th>Sr. No.</th> <th>Section No.</th> <th>A</th> <th>B</th> <th>T</th> <th>Wt. Kg/16'</th> </tr> </thead> <tbody> <tr> <td>1</td> <td>AT-35009</td> <td>46.80</td> <td>25.00</td> <td>2.0</td> <td>3.900</td> </tr> </tbody> </table>	Sr. No.	Section No.	A	B	T	Wt. Kg/16'	1	AT-35009	46.80	25.00	2.0	3.900	<p>SLIM INTERLOCK DGU</p> <table border="1"> <thead> <tr> <th>Sr. No.</th> <th>Section No.</th> <th>A</th> <th>B</th> <th>T</th> <th>Wt. Kg/16'</th> </tr> </thead> <tbody> <tr> <td>1</td> <td>AT-35010</td> <td>46.80</td> <td>25.00</td> <td>2.00</td> <td>3.600</td> </tr> </tbody> </table>	Sr. No.	Section No.	A	B	T	Wt. Kg/16'	1	AT-35010	46.80	25.00	2.00	3.600	<p>KPA INTERLOCK SINGLE GLASS</p> <table border="1"> <thead> <tr> <th>Sr. No.</th> <th>Section No.</th> <th>A</th> <th>B</th> <th>T</th> <th>Wt. Kg/16'</th> </tr> </thead> <tbody> <tr> <td>1</td> <td>AT-35011</td> <td>96.80</td> <td>25.00</td> <td>2.00</td> <td>7.100</td> </tr> </tbody> </table>	Sr. No.	Section No.	A	B	T	Wt. Kg/16'	1	AT-35011	96.80	25.00	2.00	7.100
Sr. No.	Section No.	A	B	T	Wt. Kg/16'																																	
1	AT-35009	46.80	25.00	2.0	3.900																																	
Sr. No.	Section No.	A	B	T	Wt. Kg/16'																																	
1	AT-35010	46.80	25.00	2.00	3.600																																	
Sr. No.	Section No.	A	B	T	Wt. Kg/16'																																	
1	AT-35011	96.80	25.00	2.00	7.100																																	
<p>KPA INTERLOCK DGU</p> <table border="1"> <thead> <tr> <th>Sr. No.</th> <th>Section No.</th> <th>A</th> <th>B</th> <th>T</th> <th>Wt. Kg/16'</th> </tr> </thead> <tbody> <tr> <td>1</td> <td>AT-35012</td> <td>96.60</td> <td>25.00</td> <td>2.00</td> <td>7.600</td> </tr> </tbody> </table>	Sr. No.	Section No.	A	B	T	Wt. Kg/16'	1	AT-35012	96.60	25.00	2.00	7.600	<p>CENTER SINGLE GLASS</p> <table border="1"> <thead> <tr> <th>Sr. No.</th> <th>Section No.</th> <th>A</th> <th>B</th> <th>T</th> <th>Wt. Kg/16'</th> </tr> </thead> <tbody> <tr> <td>1</td> <td>AT-35013</td> <td>37.67</td> <td>35.00</td> <td>1.30</td> <td>4.00</td> </tr> </tbody> </table>	Sr. No.	Section No.	A	B	T	Wt. Kg/16'	1	AT-35013	37.67	35.00	1.30	4.00	<p>CENTRE DGU</p> <table border="1"> <thead> <tr> <th>Sr. No.</th> <th>Section No.</th> <th>A</th> <th>B</th> <th>T</th> <th>Wt. Kg/16'</th> </tr> </thead> <tbody> <tr> <td>1</td> <td>AT-35014</td> <td>37.67</td> <td>35.00</td> <td>1.30</td> <td>3.700</td> </tr> </tbody> </table>	Sr. No.	Section No.	A	B	T	Wt. Kg/16'	1	AT-35014	37.67	35.00	1.30	3.700
Sr. No.	Section No.	A	B	T	Wt. Kg/16'																																	
1	AT-35012	96.60	25.00	2.00	7.600																																	
Sr. No.	Section No.	A	B	T	Wt. Kg/16'																																	
1	AT-35013	37.67	35.00	1.30	4.00																																	
Sr. No.	Section No.	A	B	T	Wt. Kg/16'																																	
1	AT-35014	37.67	35.00	1.30	3.700																																	
<p>INTERLOCK CLIP</p> <table border="1"> <thead> <tr> <th>Sr. No.</th> <th>Section No.</th> <th>A</th> <th>B</th> <th>T</th> <th>Wt. Kg/16'</th> </tr> </thead> <tbody> <tr> <td>1</td> <td>AT-35015</td> <td>35.80</td> <td>45.65</td> <td>1.20</td> <td>1.900</td> </tr> </tbody> </table>	Sr. No.	Section No.	A	B	T	Wt. Kg/16'	1	AT-35015	35.80	45.65	1.20	1.900	<p>BOTTOM RAIL U GROOVE</p> <table border="1"> <thead> <tr> <th>Sr. No.</th> <th>Section No.</th> <th>A</th> <th>B</th> <th>T</th> <th>Wt. Kg/16'</th> </tr> </thead> <tbody> <tr> <td>1</td> <td>AT-35020</td> <td>14.50</td> <td>18.00</td> <td>1.00</td> <td>0.900</td> </tr> </tbody> </table>	Sr. No.	Section No.	A	B	T	Wt. Kg/16'	1	AT-35020	14.50	18.00	1.00	0.900	<p>VERTICAL TRACK ADAPTOR</p> <table border="1"> <thead> <tr> <th>Sr. No.</th> <th>Section No.</th> <th>A</th> <th>B</th> <th>T</th> <th>Wt. Kg/16'</th> </tr> </thead> <tbody> <tr> <td>1</td> <td>AT-35021</td> <td>14.70</td> <td>16.00</td> <td>2.0</td> <td>1.200</td> </tr> </tbody> </table>	Sr. No.	Section No.	A	B	T	Wt. Kg/16'	1	AT-35021	14.70	16.00	2.0	1.200
Sr. No.	Section No.	A	B	T	Wt. Kg/16'																																	
1	AT-35015	35.80	45.65	1.20	1.900																																	
Sr. No.	Section No.	A	B	T	Wt. Kg/16'																																	
1	AT-35020	14.50	18.00	1.00	0.900																																	
Sr. No.	Section No.	A	B	T	Wt. Kg/16'																																	
1	AT-35021	14.70	16.00	2.0	1.200																																	
<p>SS RAIL ADAPTOR</p> <table border="1"> <thead> <tr> <th>Sr. No.</th> <th>Section No.</th> <th>A</th> <th>B</th> <th>T</th> <th>Wt. Kg/16'</th> </tr> </thead> <tbody> <tr> <td>1</td> <td>AT-35022</td> <td>9.50</td> <td>13.50</td> <td>1.30</td> <td>0.500</td> </tr> </tbody> </table>	Sr. No.	Section No.	A	B	T	Wt. Kg/16'	1	AT-35022	9.50	13.50	1.30	0.500	<p>WIRE MESH ADAPTOR</p> <table border="1"> <thead> <tr> <th>Sr. No.</th> <th>Section No.</th> <th>A</th> <th>B</th> <th>T</th> <th>Wt. Kg/16'</th> </tr> </thead> <tbody> <tr> <td>1</td> <td>AT-35023</td> <td>15.80</td> <td>14.30</td> <td>2.50</td> <td>1.850</td> </tr> </tbody> </table>	Sr. No.	Section No.	A	B	T	Wt. Kg/16'	1	AT-35023	15.80	14.30	2.50	1.850	<p>MATTING</p> <table border="1"> <thead> <tr> <th>Sr. No.</th> <th>Section No.</th> <th>A</th> <th>B</th> <th>T</th> <th>Wt. Kg/16'</th> </tr> </thead> <tbody> <tr> <td>1</td> <td>AT-35024</td> <td>35.00</td> <td>21.90</td> <td>1.4</td> <td>1.950</td> </tr> </tbody> </table>	Sr. No.	Section No.	A	B	T	Wt. Kg/16'	1	AT-35024	35.00	21.90	1.4	1.950
Sr. No.	Section No.	A	B	T	Wt. Kg/16'																																	
1	AT-35022	9.50	13.50	1.30	0.500																																	
Sr. No.	Section No.	A	B	T	Wt. Kg/16'																																	
1	AT-35023	15.80	14.30	2.50	1.850																																	
Sr. No.	Section No.	A	B	T	Wt. Kg/16'																																	
1	AT-35024	35.00	21.90	1.4	1.950																																	

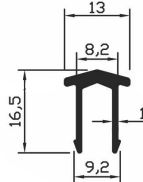
S-35 SLIDING WINDOW SERIES

DOUBLE INTERLOCK



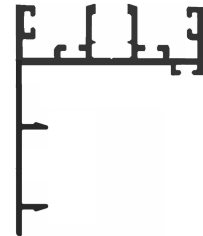
Sr. No.	Section No.	A	B	T	Wt. Kg/16'
1	AT-35025	35.80	54.30	1.20	3.100

BOTTOM RAIL V GROOVE



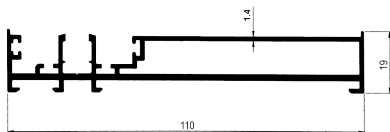
Sr. No.	Section No.	A	B	T	Wt. Kg/16'
1	AT-35026	13.00	16.50	1.10	0.750

CORNER SHUTTER ADAPTOR



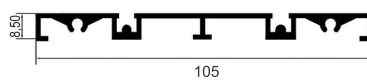
Sr. No.	Section No.	A	B	T	Wt. Kg/16'
1	AT-35027	48.00	59.00	1.20	3.200

2 TRACK VERTICAL



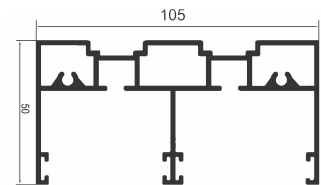
Sr. No.	Section No.	A	B	T	Wt. Kg/16'
1	AT-35028	110.00	19.00	1.40	6.500

BOTTOM THRESHOLD 2 TRACK



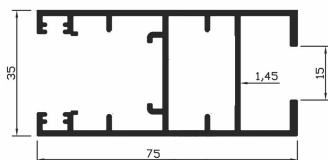
Sr. No.	Section No.	A	B	T	Wt. Kg/16'
1	AT-35029	105.00	8.50	1.40	3.550

2 TRACK TOP



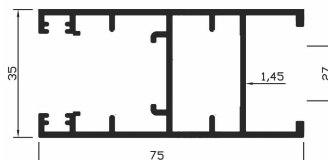
Sr. No.	Section No.	A	B	T	Wt. Kg/16'
1	AT-35030	110.00	50.00	1.40	8.100

SINGLE GLASS SHUTTER



Sr. No.	Section No.	A	B	T	Wt. Kg/16'
1	AT-35031	75.00	35.00	1.50	5.800

DGU SHUTTER



Sr. No.	Section No.	A	B	T	Wt. Kg/16'
1	AT-35032	75.00	35.00	1.50	5.550

LOCKING ROD



Sr. No.	Section No.	A	B	Wt. Kg/16'
1	AT-11012	19.2	4.60	0.820

ALUWINDOOR[®]
Premium Aluminium Extrusions

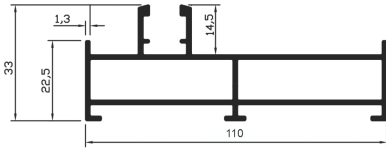


S-40

SLIDING
WINDOW
SERIES

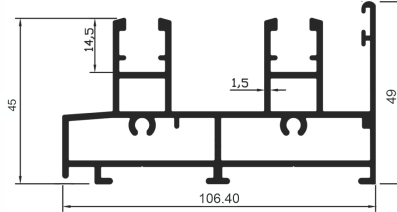
S-40 SLIDING WINDOW SERIES

2 TRACK VERTICAL GULF



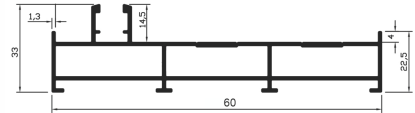
Sr. No.	Section No.	A	B	T	Wt. Kg/16'
1	AT-40022	110.00	33.00	1.50	8.000

2 TRACK BOTTOM GULF



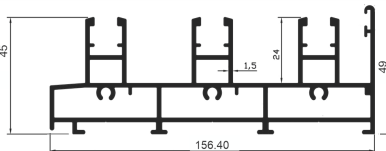
Sr. No.	Section No.	A	B	T	Wt. Kg/16'
1	AT-40023	106.40	49.00	1.50	10.500

3 TRACK VERTICAL GULF



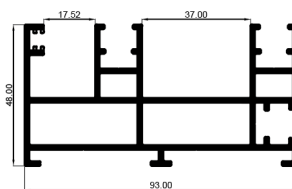
Sr. No.	Section No.	A	B	T	Wt. Kg/16'
1	AT-40024	160.00	33.00	1.50	10.300

3 TRACK BOTTOM GULF



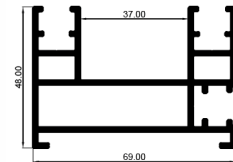
Sr. No.	Section No.	A	B	T	Wt. Kg/16'
1	AT-40025	156.40	49.00	1.50	15.100

2 TRACK WITH LEG



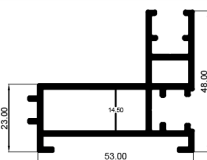
Sr. No.	Section No.	A	B	T	Wt. Kg/16'
1	AT-40001	93.00	48.00	1.30	8.900

2 TRACK



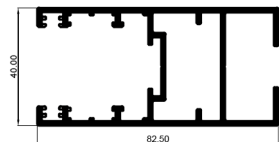
Sr. No.	Section No.	A	B	T	Wt. Kg/16'
1	AT-40002	69.00	48.00	1.30	6.650

ADD ON TRACK



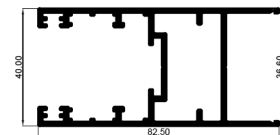
Sr. No.	Section No.	A	B	T	Wt. Kg/16'
1	AT-40003	53.00	48.00	1.30	4.900

SINGLE GLASS SHUTTER



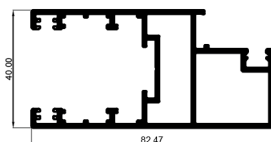
Sr. No.	Section No.	A	B	T	Wt. Kg/16'
1	AT-40018	82.50	40.00	1.30	6.600

DOUBLE GLASS SHUTTER




Sr. No.	Section No.	A	B	T	Wt. Kg/16'
1	AT-40019	82.5	40.00	1.30	6.200

WIRE MESH SHUTTER



Sr. No.	Section No.	A	B	T	Wt. Kg/16'
1	AT-40012	82.47	40.00	1.30	6.000

SLIM INTERLOCK SINGLE GLASS



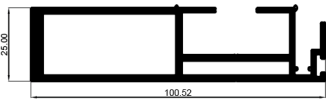

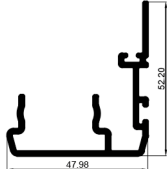
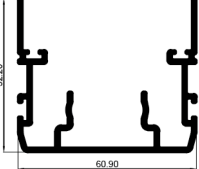
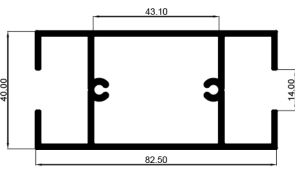
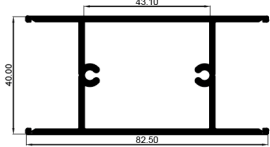
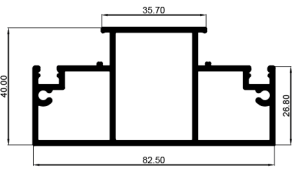
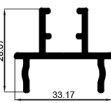
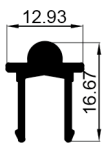
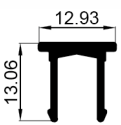
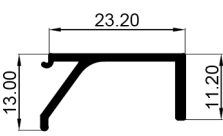
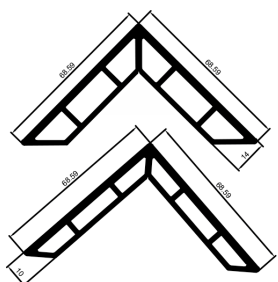
Sr. No.	Section No.	A	B	T	Wt. Kg/16'
1	AT-40006	50.52	40.00	2.00	4.200

SLIM INTERLOCK DGU



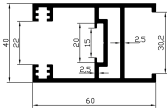
Sr. No.	Section No.	A	B	T	Wt. Kg/16'
1	AT-40007	50.52	40.00	2.00	3.800

S-40 SLIDING WINDOW SERIES

<p>KPA INTERLOCK SINGLE GLASS</p>  <table border="1"> <thead> <tr> <th>Sr. No.</th> <th>Section No.</th> <th>A</th> <th>B</th> <th>T</th> <th>Wt. Kg/16'</th> </tr> </thead> <tbody> <tr> <td>1</td> <td>AT-40008</td> <td>100.52</td> <td>40.00</td> <td>2.00</td> <td>8.100</td> </tr> </tbody> </table>	Sr. No.	Section No.	A	B	T	Wt. Kg/16'	1	AT-40008	100.52	40.00	2.00	8.100	<p>KPA INTERLOCK DGU</p>  <table border="1"> <thead> <tr> <th>Sr. No.</th> <th>Section No.</th> <th>A</th> <th>B</th> <th>T</th> <th>Wt. Kg/16'</th> </tr> </thead> <tbody> <tr> <td>1</td> <td>AT-40009</td> <td>100.52</td> <td>40.00</td> <td>2.00</td> <td>7.600</td> </tr> </tbody> </table>	Sr. No.	Section No.	A	B	T	Wt. Kg/16'	1	AT-40009	100.52	40.00	2.00	7.600	<p>INTERLOCK CLIP</p>  <table border="1"> <thead> <tr> <th>Sr. No.</th> <th>Section No.</th> <th>A</th> <th>B</th> <th>T</th> <th>Wt. Kg/16'</th> </tr> </thead> <tbody> <tr> <td>1</td> <td>AT-40020</td> <td>47.98</td> <td>52.50</td> <td>1.20</td> <td>3.250</td> </tr> </tbody> </table>	Sr. No.	Section No.	A	B	T	Wt. Kg/16'	1	AT-40020	47.98	52.50	1.20	3.250			
Sr. No.	Section No.	A	B	T	Wt. Kg/16'																																				
1	AT-40008	100.52	40.00	2.00	8.100																																				
Sr. No.	Section No.	A	B	T	Wt. Kg/16'																																				
1	AT-40009	100.52	40.00	2.00	7.600																																				
Sr. No.	Section No.	A	B	T	Wt. Kg/16'																																				
1	AT-40020	47.98	52.50	1.20	3.250																																				
<p>DOUBLE INTERLOCK CLIP</p>  <table border="1"> <thead> <tr> <th>Sr. No.</th> <th>Section No.</th> <th>A</th> <th>B</th> <th>T</th> <th>Wt. Kg/16'</th> </tr> </thead> <tbody> <tr> <td>1</td> <td>AT-40010</td> <td>60.90</td> <td>52.50</td> <td>1.20</td> <td>4.950</td> </tr> </tbody> </table>	Sr. No.	Section No.	A	B	T	Wt. Kg/16'	1	AT-40010	60.90	52.50	1.20	4.950	<p>CENTER SINGLE GLASS</p>  <table border="1"> <thead> <tr> <th>Sr. No.</th> <th>Section No.</th> <th>A</th> <th>B</th> <th>T</th> <th>Wt. Kg/16'</th> </tr> </thead> <tbody> <tr> <td>1</td> <td>AT-40015</td> <td>82.50</td> <td>40.00</td> <td>1.30</td> <td>6.100</td> </tr> </tbody> </table>	Sr. No.	Section No.	A	B	T	Wt. Kg/16'	1	AT-40015	82.50	40.00	1.30	6.100	<p>CENTER DGU</p>  <table border="1"> <thead> <tr> <th>Sr. No.</th> <th>Section No.</th> <th>A</th> <th>B</th> <th>T</th> <th>Wt. Kg/16'</th> </tr> </thead> <tbody> <tr> <td>1</td> <td>AT-40016</td> <td>82.50</td> <td>40.00</td> <td>1.30</td> <td>5.300</td> </tr> </tbody> </table>	Sr. No.	Section No.	A	B	T	Wt. Kg/16'	1	AT-40016	82.50	40.00	1.30	5.300			
Sr. No.	Section No.	A	B	T	Wt. Kg/16'																																				
1	AT-40010	60.90	52.50	1.20	4.950																																				
Sr. No.	Section No.	A	B	T	Wt. Kg/16'																																				
1	AT-40015	82.50	40.00	1.30	6.100																																				
Sr. No.	Section No.	A	B	T	Wt. Kg/16'																																				
1	AT-40016	82.50	40.00	1.30	5.300																																				
<p>CENTER WIRE MESH</p>  <table border="1"> <thead> <tr> <th>Sr. No.</th> <th>Section No.</th> <th>A</th> <th>B</th> <th>T</th> <th>Wt. Kg/16'</th> </tr> </thead> <tbody> <tr> <td>1</td> <td>AT-40013</td> <td>82.50</td> <td>40.00</td> <td>1.30</td> <td>5.700</td> </tr> </tbody> </table>	Sr. No.	Section No.	A	B	T	Wt. Kg/16'	1	AT-40013	82.50	40.00	1.30	5.700	<p>MATTING</p>  <table border="1"> <thead> <tr> <th>Sr. No.</th> <th>Section No.</th> <th>A</th> <th>B</th> <th>T</th> <th>Wt. Kg/16'</th> </tr> </thead> <tbody> <tr> <td>1</td> <td>AT-40011</td> <td>33.17</td> <td>28.17</td> <td>1.10</td> <td>1.800</td> </tr> </tbody> </table>	Sr. No.	Section No.	A	B	T	Wt. Kg/16'	1	AT-40011	33.17	28.17	1.10	1.800	<p>BOTTOM RAIL U GROOVE</p>  <table border="1"> <thead> <tr> <th>Sr. No.</th> <th>Section No.</th> <th>A</th> <th>B</th> <th>T</th> <th>Wt. Kg/16'</th> </tr> </thead> <tbody> <tr> <td>1</td> <td>AT-40004</td> <td>12.93</td> <td>16.67</td> <td>1.00</td> <td>0.770</td> </tr> </tbody> </table>	Sr. No.	Section No.	A	B	T	Wt. Kg/16'	1	AT-40004	12.93	16.67	1.00	0.770			
Sr. No.	Section No.	A	B	T	Wt. Kg/16'																																				
1	AT-40013	82.50	40.00	1.30	5.700																																				
Sr. No.	Section No.	A	B	T	Wt. Kg/16'																																				
1	AT-40011	33.17	28.17	1.10	1.800																																				
Sr. No.	Section No.	A	B	T	Wt. Kg/16'																																				
1	AT-40004	12.93	16.67	1.00	0.770																																				
<p>TRACK COVER CAP</p>  <table border="1"> <thead> <tr> <th>Sr. No.</th> <th>Section No.</th> <th>A</th> <th>B</th> <th>T</th> <th>Wt. Kg/16'</th> </tr> </thead> <tbody> <tr> <td>1</td> <td>AT-40005</td> <td>12.93</td> <td>13.06</td> <td>1.00</td> <td>0.550</td> </tr> </tbody> </table>	Sr. No.	Section No.	A	B	T	Wt. Kg/16'	1	AT-40005	12.93	13.06	1.00	0.550	<p>WIRE MESH CLIP</p>  <table border="1"> <thead> <tr> <th>Sr. No.</th> <th>Section No.</th> <th>A</th> <th>B</th> <th>T</th> <th>Wt. Kg/16'</th> </tr> </thead> <tbody> <tr> <td>1</td> <td>AT-40017</td> <td>23.20</td> <td>13.00</td> <td>1.10</td> <td>0.800</td> </tr> </tbody> </table>	Sr. No.	Section No.	A	B	T	Wt. Kg/16'	1	AT-40017	23.20	13.00	1.10	0.800	<p>MULTI WALL ANGLE</p>  <table border="1"> <thead> <tr> <th>Sr. No.</th> <th>Section No.</th> <th>A</th> <th>B</th> <th>Wt. Kg/16'</th> </tr> </thead> <tbody> <tr> <td>1</td> <td>AT-40014</td> <td>68.59</td> <td>68.59</td> <td>7.900</td> </tr> <tr> <td>2</td> <td>AT-40021</td> <td>68.59</td> <td>68.59</td> <td>7.600</td> </tr> </tbody> </table>	Sr. No.	Section No.	A	B	Wt. Kg/16'	1	AT-40014	68.59	68.59	7.900	2	AT-40021	68.59	68.59	7.600
Sr. No.	Section No.	A	B	T	Wt. Kg/16'																																				
1	AT-40005	12.93	13.06	1.00	0.550																																				
Sr. No.	Section No.	A	B	T	Wt. Kg/16'																																				
1	AT-40017	23.20	13.00	1.10	0.800																																				
Sr. No.	Section No.	A	B	Wt. Kg/16'																																					
1	AT-40014	68.59	68.59	7.900																																					
2	AT-40021	68.59	68.59	7.600																																					

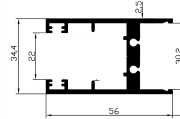
S-40 SLIDING WINDOW SERIES

VERTICAL SHUTTER



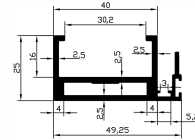
Sr. No.	Section No.	A	B	T	Wt. Kg/16'
1	AT-40026	60.00	40.00	2.50	7.600

BOTTOM SHUTTER



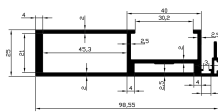
Sr. No.	Section No.	A	B	T	Wt. Kg/16'
1	AT-40027	56.00	40.00	2.50	6.550

SLIM INTERLOCK



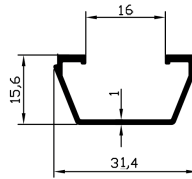
Sr. No.	Section No.	A	B	T	Wt. Kg/16'
1	AT-40028	49.25	25.00	2.50	5.05

KPA INTERLOCK



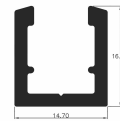
Sr. No.	Section No.	A	B	T	Wt. Kg/16'
1	AT-40029	98.55	25.00	2.50	9.200

GLASS REDUCER



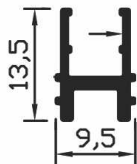
Sr. No.	Section No.	A	B	T	Wt. Kg/16'
1	AT-40030	31.40	15.60	1.00	0.950

VERTICAL TRACK ADAPTOR



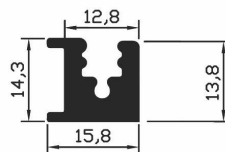
Sr. No.	Section No.	A	B	T	Wt. Kg/16'
1	AT-35021	14.70	16.00	2.0	1.200

SS RAIL ADAPTOR



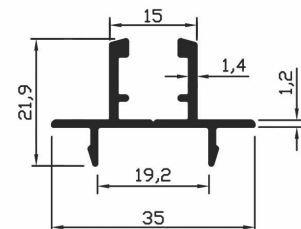
Sr. No.	Section No.	A	B	T	Wt. Kg/16'
1	AT-35022	9.50	13.50	1.30	0.500

WIRE MESH ADAPTOR



Sr. No.	Section No.	A	B	T	Wt. Kg/16'
1	AT-35023	15.80	14.30	2.50	1.850

MATTING



Sr. No.	Section No.	A	B	T	Wt. Kg/16'
1	AT-35024	35.00	21.90	1.4	1.950



ALU WINDOOR[®]
PREMIUM ALUMINIUM EXTRUSIONS

From the House of
ALU COAT

Office : B-13, Sudershanpura Ind Area
22 Godown, JAIPUR (Raj.) 302006
Tel. +91-141-2217936, 2213490
Mob. : 9414059936

Works : Old Plywood Factory
Main Tonk Road, Chaksu ,
Jaipur -303901 (Raj .) INDIA
Mob. : 9829082970

Web. : www.alucoatindia.com, E- mail : info@alucoatindia.com, alucoatindia@gmail.com